


making a difference

BIOSCIENCE

CATALOGUE




EDITION 01/2021

www.gbo.com


greiner
BIO-ONE

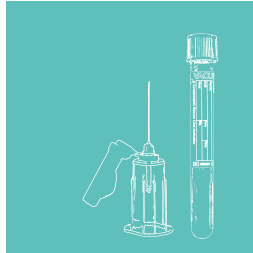
8



BIOSCIENCE

Making a difference in research and science

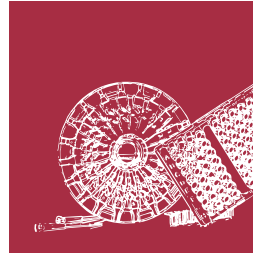
10



PREANALYTICS

Preanalytical specimen collection systems and safety solutions

12



OEM

Tailor made solutions

14



CUSTOMER REQUESTS

At your doorstep, across the world

16



QUALITY

Products for the highest quality demands

18



SERVICE

E-Commerce Solutions from Greiner Bio-One

20



SUSTAINABILITY

Sustainability means global responsibility

264



APPENDIX

PRODUCTS

23

CELL CULTURE

Cell Culture Flasks	28
CELLSTAR® Cell Culture Dishes	35
CELLSTAR® Cell Culture Multiwell Plates	40
ThinCert® Cell Culture Inserts For 6, 12 and 24 Well Multiwell Plates	44
CELLSTAR® Cell Culture Microplates	48
CELLSTAR® Cell Culture Tubes	56
EASYstrainer Cell Strainers	58

61

MASS CELL CULTURE

CELLMASTER Cell Culture Roller Bottles	62
CELLdisc Cell Culture Device	65

73

3D CELL CULTURE

CELLSTAR® Cell Culture Vessels Cell-Repellent Surface	74
Magnetic 3D Cell Culture	77
ThinCert® Cell Culture Inserts For 6, 12 and 24 Well Multiwell Plates	82

87

PRODUCTS FOR MICROSCOPY

CELLview Dish Cell Culture Dish with Glass Bottom	92
CELLview Slide Cell Culture Slide with Glass Bottom	94
CELLview Plate Cell Culture Plate with Glass Bottom	96
SCREENSTAR Microplates	98
SensoPlate Glass Bottom Microplates	100

103

TUBES / MULTIPURPOSE BEAKERS

Tubes without closures	104
Tubes with closures	107



shop.gbo.com

Purchase online

Separation Tubes	112
Multipurpose Containers / Beakers	114

119 CRYOTECHNICS

Cryo.s Cryo Tubes	120
Cryo.s with Barcode	125
Cryo.s Biobanking Tubes	129

137 LIQUID HANDLING

Sapphire Pipettes	138
Pipette Tips	141
Sapphire Pipette Tips	146
CELLSTAR® Serological Pipettes	149

155 MICROBIOLOGY

Dishes / Plates / Others	156
--------------------------	-----

161 HTS-MICROPLATES

96 Well Microplates	166
384 Well Microplates	170
1536 Well Microplates	173
Polypropylene Storage Plates	175
Microplates for Compound Storage	178
Non-binding Microplates	180
Streptavidin-coated Microplates	183
UV-Star® Microplates	185
Lids / Sealers / CapMats	187
Protein Crystallisation Plates	190

PRODUCTS

195 REACTION TUBES / ANALYSER CUPS

Reaction Tubes Analyser Cups	196
Semi-micro / Macro Cuvette	199

203 IMMUNOLOGY / HLA

ELISA Microplates	204
ELISA Strip Plates	206
Immuno Tubes	209
Terasaki Plates	211

215 MOLECULAR BIOLOGY

Sapphire PCR Tubes	216
Sapphire PCR Microplates	220

223 LAB EQUIPMENT



Lab Equipment	224
---------------	-----



shop.gbo.com

Purchase online

BIOSCIENCE



MAKING A DIFFERENCE IN RESEARCH AND SCIENCE

Greiner Bio-One is one of the leading suppliers of special products for the cultivation and analysis of cell and tissue cultures. Under the brand name CELLSTAR®, we offer cell culture flasks, dishes and plates in a wide variety of formats and surface modifications, so that you will always find exactly the right product for every application and all cell types.


In addition, we have been developing and producing microplates for high-throughput screening for more than 50 years, ena-

bling industry and research to carry out fast and most efficient drug testing. Among other things, Greiner Bio-One was the first manufacturer to introduce a microplate in 1536 well format to the market, setting new standards in terms of automation, performance and cost reduction.

Based on decades of experience in the cryogenic storage of samples, we also offer comprehensive solutions for automated storage systems in biobanks.

- / **High-quality products for your lab**
- / **Special products for cell and tissue culture**
- / **Microplates for industry and research**
- / **Cryogenic storage systems**

PREANALYTICS



VACUUM

Pat. No.	DOB	Sex	Time
Ward	kg		
Z Crossmatch Serum Clot Activator			

450087

PREANALYTICAL SPECIMEN COLLECTION SYSTEMS AND SAFETY SOLUTIONS

Greiner Bio-One was the first company in the world to successfully launch a blood collection system made out of virtually unbreakable PET plastic including a safety cap. Many components of the VACUETTE® System have often been copied, but never reached our high quality standards.


As a trendsetter in the field

of sample collection, we offer solutions that meet the highest demands of our customers. Because your work is an important contribution to health protection.

Continuously new and improved product solutions, perfect functionality, maximum safety and high product quality are the result of decades of experience.

- / Provide safety
- / Simplify handling
- / Provide support
- / Increase efficiency
- / Save costs

OEM



TAILOR MADE SOLUTIONS

Greiner Bio-One as an Original Equipment Manufacturer (OEM) is a long-term partner of the pharmaceutical industry, biotechnology, diagnostic and medical technology industries. The company manufactures numerous products through injection moulding and offers the entire product development and production process. From design,

via prototyping, through fully automated manufacturing, Greiner Bio-One delivers the complete solution with support of experienced scientists, engineers and specialists.

With a global sales network specifically established for the field of OEM, Greiner Bio-One offers custom-made solutions with personal service.

- / Research & Development with diverse application and research laboratories**
- / Construction of moulds, planning of plants and assembly lines**
- / Modern, fully automated production**
- / Post-production according to customer requirements**
- / Comprehensive quality assurance and management system**
- / Worldwide networked warehousing and customer service**



OUR CUSTOMERS' WISHES

are at the core of our actions

AT YOUR DOORSTEP, ACROSS THE WORLD

As a global player and single source supplier, Greiner Bio-One produces in modern production facilities on 4 continents - with a quality management system introduced worldwide and a global procurement policy. In this way, we ensure customer-oriented production activities, high capacity, global warehousing and rapid delivery.

With more than 2000 employees at our international production sites and together with our sales partners, we are directly represented in more than 100 countries.

Furthermore, a modern online shop, a download center, a technical hotline as well as an FAQ database are available to our customers.



VERSATILE IN SERVICE & CONSULTING

- / Professional, personal advice on site
- / E-Learning platform & webinars
- / Product trainings & training videos



Our focus is on market requirements when developing innovative products and competent services.



GREINER BIO-ONE IS CERTIFIED

according to DIN EN
ISO 9001 and EN ISO
13485

PRODUCTS FOR THE HIGHEST QUALITY DEMANDS

A global approach to quality, which includes the latest production technologies, strict control of production conditions and incoming materials, and the ongoing qualification and development of personnel, ensures continuous improvement of both our products and our processes. High-tech production technology and first-class control and


testing equipment ensure highest quality standards. Qualified and well-trained employees take care of the implementation of the quality standards in practice. Quality controls and inspections are carried out by the quality control department as well as production personnel in the form of in-process checks.

MULTI-LEVEL QUALITY MANAGE- MENT SYSTEM

- / **Control of incoming goods**
- / **In-process production controls**
- / **Laboratory testing**
- / **Final and sterility controls**



Quality certificates
for our products
can be downloaded
from our website
www.gbo.com.



FAST. SECURE. EFFICIENT. E-COMMERCE SOLUTIONS FROM GREINER BIO-ONE

As your strong partner in the fields of biotechnology, diagnostics, medical devices and research, Greiner Bio-One already provides you with solutions on a daily basis. In addition, we can offer you a wide selection of e-business solutions to ensure the optimal integration of our products and services into your purchasing process. That in turn will significantly reduce your process-related costs and warehouse costs.

Take advantage of e-business connectivity and make your processes faster, more secure and more efficient.

Greiner Bio-One offers you numerous solutions and the necessary expertise to support your processes, regardless of which ERP system you use. Would you like to purchase via our online shop or are you interested in one of our eProcurement solutions such as EDI or OCI? Contact our experts: edi@de.gbo.com.


In order to stay informed, you can subscribe to our Greiner Bio-One Newsletter and never miss any news about our products and events.



- / **Online-Shop**
- / **EDI (Electronic Data Interchange)**
- / **OCI (Open Catalogue Interface)**
- / **Electronic Catalogues**



**We can find the right solution for you in all standard formats.
Please contact our specialists at:
edi@de.gbo.com.**



SUSTAINABILITY

has been the
guideline for our
processes for many
years

SUSTAINABILITY MEANS GLOBAL RESPONSIBILITY

Sustainable action is the fundamental precondition for a future worth living. As a plastics manufacturer, we strive to develop sustainable solutions that provide answers to the global challenges of our time.

The overall strategy of Greiner AG "Blue Plan" is based on the three pillars of climate, recycling management and people. Greiner Bio-One is also inten-

sively involved in these areas. As a manufacturer of plastic medical technology products, it is our declared long-term goal to combine ecological, economic and social aspects. Special emphasis is placed not only on excellent medical care and high-quality products, but also on energy efficiency and sustainability as a manufacturer of products made of plastic.




OUR GOALS UNTIL 2030:

- / **Climate-neutral company**
- / **Fully circular business**
- / **Prepare employees for the challenges of the future**



Discover our Blue Plan: <https://sustainability.greiner.com>



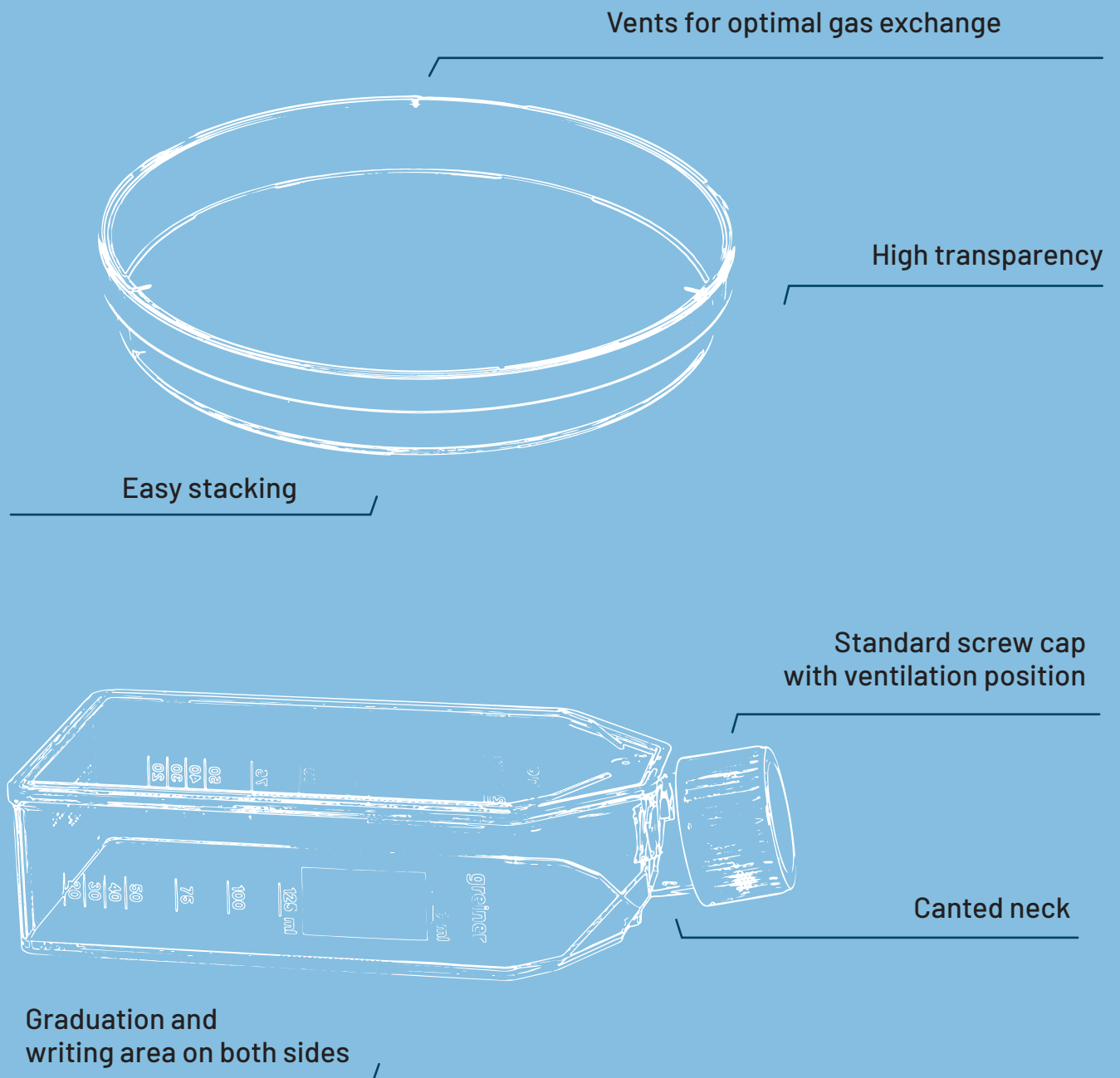
The secret of the continuing success of the CELLSTAR® product line from Greiner Bio-One lies in its high quality and reliability. For more than 50 years, Greiner Bio-One has been setting standards for future-oriented research and new technologies in the field of cell culture.

CELL CULTURE

/ Cell Culture Flasks	28	ThinCert® Plate 6 / 12 Well.....	47
CELLSTAR® Standard Cell Culture Flasks	29	/ CELLSTAR® Cell Culture Microplates	48
Cell Culture Flasks - Advanced TC	30	Cell Culture Microplates 96 Well.....	49
Cell Culture Flasks - CELLCOAT®	30	Cell Culture Microplates 96 Well - µClear®	50
Suspension Culture Flasks	31	Cell Culture Microplates 96 Well - Half Area.....	50
Cell Culture Flasks Cell-Repellent Surface	32	Cell Culture Microplates 96 Well - CELLCOAT® .	51
AutoFlask - Cell Culture Flask For Automated		Cell Culture Microplates 96 Well - Advanced TC	51
Systems	32	Suspension Culture Microplates 96 Well	52
Cell Scraper	33	Cell Culture Microplates 384 Well.....	52
Media Bottles	33	Cell Culture Microplates 384 Well - Small Volume	
Disposal Bags	34	53
/ CELLSTAR® Cell Culture Dishes	35	Cell Culture Microplates 1536 Well.....	54
Cell Culture Dishes	36	Lids	54
Cell Culture Dishes - Advanced TC	37	/ CELLSTAR® Cell Culture Tubes	56
Cell Culture Dishes - CELLCOAT®	37	CELLreactor	57
Cell Culture Dishes Cell-Repellent Surface	38	CELLSTAR® Cell Culture Tubes	57
CELLview Dish	38	/ EASYstrainer Cell Strainers	58
OneWell Plate FourWell Plate.....	39	EASYstrainer	59
/ CELLSTAR® Cell Culture Multiwell Plates			
.....	40		
Multiwell Plates 6 / 12 / 24 / 48 Well Format	41		
Multiwell Plates Advanced TC	42		
Multiwell Plates CELLCOAT®	42		
Multiwell Plates Cell-Repellent Surface	43		
/ ThinCert® Cell Culture Inserts For 6, 12			
and 24 Well Multiwell Plates.....	44		
ThinCert® Cell Culture Inserts 6 Well.....	45		
ThinCert® Cell Culture Inserts 12 Well	45		
ThinCert® Cell Culture Inserts 24 Well.....	46		

CELLSTAR®
Quality and reliability
for over 50 years

- / Automated production processes
- / Consistent quality control system
- / High-quality raw material



OPTIMISED CELL CULTURE SURFACES FOR BETTER RESULTS


Cells cultured on plastic surfaces require interaction with molecules in the microenvironment to stimulate normal functioning and proliferation. Easily culturable cell lines are commonly grown on tissue culture treated surfaces like CELLSTAR® tissue culture or in suspension like CELLSTAR® suspension culture. The CELLSTAR® product line offers solutions for most applications in cell biology including the propagation of cells, the performance of cell-based assays, and imaging procedures.

CELLSTAR® cell culture vessels with a cell-repellent surface reliably prevent cell attachment in suspension cultures of semi-adherent and adherent cell lines where standard hydrophobic surfaces generally used for suspension culture are insufficient. All cell culture products are labelled with expiry date and lot number in order to ensure transparency of product processes and retraceability of our products throughout the production process.



LITERATURE:

- / Application Note „siRNA-dependent gene silencing on various cell culture surfaces“ (F071105)
- / Application Note „Improved cultivation / differentiation of embryonic stem cells“ (F073117)
- / Application Note „Cultivation and differentiation of hADSCs with CELLSTAR® and CELLCOAT® products“ (F073113)



QUALITY CONTROL
Based on automated production processes with quality controls, we provide immaculate, high-quality products for all areas of cell culture.

THE BEST SCREW CAP FOR EVERY APPLICATION

The secured click-in ventilation position is reached, once the cap snaps in audibly. In addition, the correct position is indicated by a vertical tip of a triangle and the readable writing VENT. This allows visual verification of the aeration position, even when the flasks are stacked in the incubator. If the cap is turned clockwise to the end stop, the flask is closed gas-tight. Filter screw caps for cell culture / suspension culture flasks, roller bottles and the CELLreactor have a patented hydrophobic capillary pore membrane. The defined and constant pore size of 0.2 μm is achieved with minimal variation by means of a specially developed, high-technology method.

The filter insert provides both optimal protection against contamination and efficient gas exchange. By using PET / PTFE which are responsible for the mechanical strength and hydrophobic properties of the membrane, these advantages are retained even if the inside of the cap is briefly wetted with medium.



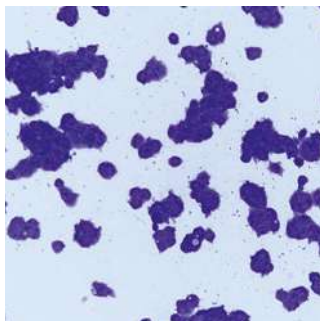


HIGH-QUALITY RAW MATERIAL

Exclusively high-grade polystyrene and polyethylene terephthalate are used as raw materials for manufacturing our cell culture products.

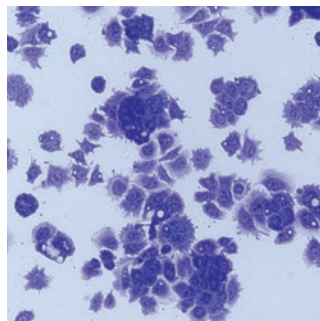
Polystyrene (PS) is characterised by its high clarity, which greatly simplifies the optical control of cell growth in polystyrene flasks, tubes and roller bottles.

Polyethylene terephthalate (PET) is used for manufacturing roller bottles, media bottles and membranes, due to its beneficial chemical, optical and mechanical properties.



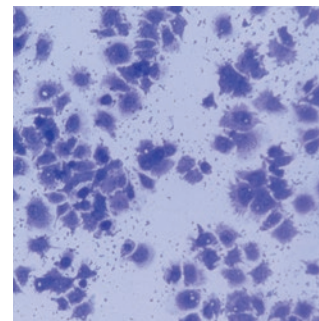
CELLSTAR®

CELLSTAR® TC is the standard surface for cultivation of adherent cells. The special physical surface treatment leads to the incorporation of polar groups such as carboxyl and hydroxyl residues, which functionalised the hydrophobic polystyrene surface resulting in improved and consistent cell attachment.



Advanced TC

The Advanced TC surface is based on polymer modification to result in a highly hydrophilic surface which positively influences cellular features and functions. Advanced TC facilitates consistent and homogenous cell attachment, increasing the overall cell yield and reducing cell loss.



CELLCOAT®

The CELLCOAT® product line comprises cell culture vessels which are coated with biological or synthetic proteins of the extracellular matrix (Collagen Type I, Fibronectin, Laminin) or synthetic proteins (Poly-D-Lysine, Poly-L-Lysine).



/ This video shows how much fun you can have with our cell culture flasks in your lab:



CELL CULTURE FLASKS

Greiner Bio-One offers standard and filter cap cell culture flasks with different surfaces. All Greiner Bio-One cell culture flasks are made of high-grade polystyrene and are free of detectable DNases, RNases, human DNA, endotoxins and are non-cytotoxic.

The specific design facilitates an optimal access of the flask with a cell scraper or pipette. The stacking rim on the top of the flasks ensures firm standing and easy stackability in the incubator. Both sides have a printed graduation for easier

filling. In addition to the filter screw cap Greiner Bio-One offers a standard screw cap with secured click-in ventilation position which guarantees the gas exchange within the flasks.

For the maintenance of adherent cells Greiner Bio-One offers a specific physical surface treatment which ensures adhesion and proliferation of these cells whereas the novel Advanced TC surface provides optimal conditions for the cultivation of sensitive and fastidious cells or the usage of restricted growth conditions.

- / Standard or filter screw cap
- / Canted neck
- / Sterile and user-friendly packaging
- / Growth area for adherent cells: 25, 75 und 175 cm²
- / Filling volume for suspension cells: 50, 250, 550, 650 ml



CELLSTAR® Standard Cell Culture Flasks

For the maintenance of adherent cells Greiner Bio-One offers a specific physical surface treatment which ensures adhesion and proliferation of these cells.


/ Item No. 690170 with measuring grid



Raw material: PS, Surface treatment: TC

Item No.	Flask design	Growth area	Cap Colour	Working volume	Total volume	Cap design	Tri-ple-packed	Sterile	Qty. inner / outer
690160		25 cm ²	● red	5 ml - 10 ml	50 ml	screw cap		+	10 / 200
690170		25 cm ²	● red	5 ml - 10 ml	50 ml	screw cap		+	10 / 200
690160-TRI		25 cm ²	● red	5 ml - 10 ml	50 ml	screw cap	yes	+	10 / 130
690175		25 cm ²	● red	5 ml - 10 ml	50 ml	filter screw cap		+	10 / 200
690175-TRI		25 cm ²	● red	5 ml - 10 ml	50 ml	filter screw cap	yes	+	10 / 130
658170		75 cm ²	● red	15 ml - 38 ml	250 ml	screw cap		+	5 / 120
658170-TRI		75 cm ²	● red	15 ml - 38 ml	250 ml	screw cap	yes	+	5 / 90
658175		75 cm ²	● red	15 ml - 38 ml	250 ml	filter screw cap		+	5 / 120
658175-TRI		75 cm ²	● red	15 ml - 38 ml	250 ml	filter screw cap	yes	+	5 / 90
660160	flat	175 cm ²	● red	20 ml - 45 ml	550 ml	screw cap		+	5 / 50
660160-TRI	flat	175 cm ²	● red	20 ml - 45 ml	550 ml	screw cap	yes	+	5 / 40
660175	flat	175 cm ²	● red	20 ml - 45 ml	550 ml	filter screw cap		+	5 / 50
660175-TRI	flat	175 cm ²	● red	20 ml - 45 ml	550 ml	screw cap	yes	+	5 / 40
661160	high	175 cm ²	● red	20 ml - 85 ml	650 ml	screw cap		+	4 / 40
661175	high	175 cm ²	● red	20 ml - 85 ml	650 ml	filter screw cap		+	4 / 40

/ The item no. of triple-packed products is composed of the standard item no. plus -TRI (e.g. 604160-TRI). In general, all Greiner Bio-One cell culture products can be produced triple-packed. Please contact your Greiner Bio-One sales representative regarding customised triple-packed products.



Cell Culture Flasks - Advanced TC

The novel Advanced TC surface provides optimal conditions for the cultivation of sensitive and fastidious cells or the usage of restricted growth conditions.

- / Consistent and even cell attachment
- / Homogeneous and optimised cell growth

STERILE	FREE OF detectable DNase	FREE OF detectable human DNA	FREE OF detectable RNase	non-cytotoxic	non-pyrogenic
---------	--------------------------	------------------------------	--------------------------	---------------	---------------

Raw material: PS, Surface treatment: Advanced TC

Item No.	Flask design	Growth area	Cap Colour	Working volume	Total volume	Cap design	Sterile	Qty. inner / outer
690960		25 cm ²	● blue	5 ml - 10 ml	50 ml	screw cap	+	10 / 200
690975		25 cm ²	● blue	5 ml - 10 ml	50 ml	filter screw cap	+	10 / 200
658970		75 cm ²	● blue	15 ml - 38 ml	250 ml	screw cap	+	5 / 120
658975		75 cm ²	● blue	15 ml - 38 ml	250 ml	filter screw cap	+	5 / 120
660960	flat	175 cm ²	● blue	20 ml - 45 ml	550 ml	screw cap	+	5 / 50
660975	flat	175 cm ²	● blue	20 ml - 45 ml	550 ml	filter screw cap	+	5 / 50

- / Forum No. 12: Advanced TC: An innovative surface improving cellular assays (F071104)
- / Application Report „Advanced TC for improving the cultivation / differentiation of embryonic stem cells“ (F076036)




Cell Culture Flasks - CELLCOAT®

- / Canted neck for optimal access
- / Graduation on both sides
- / Improved adhesion and cell proliferation
- / Reduced-serum or serum-free cultivation
- / Improved growth of primary cells

Raw material: PS, Surface treatment: CELLCOAT®, Cap design: filter screw cap

Item No.	Flask design	Growth area	Protein coating	Cap Colour	Working volume	Total volume	Qty. inner / outer
690950		25 cm ²	Collagen Type I	● red	5 ml - 10 ml	50 ml	10 / 50
658950		75 cm ²	Collagen Type I	● red	15 ml - 38 ml	250 ml	5 / 50
661950	high	175 cm ²	Collagen Type I	● red	20 ml - 85 ml	650 ml	5 / 40

Item No.	Flask design	Growth area	Protein coating	Cap Colour	Working volume	Total volume	Qty. inner / outer
690940		25 cm ²	Poly-D-Lysine	● red	5 ml - 10 ml	50 ml	10 / 50
658940		75 cm ²	Poly-D-Lysine	● red	15 ml - 38 ml	250 ml	5 / 50
661940	high	175 cm ²	Poly-D-Lysine	● red	20 ml - 85 ml	650 ml	5 / 40
690920		25 cm ²	Fibronectin	● red	5 ml - 10 ml	50 ml	10 / 10
658920		75 cm ²	Fibronectin	● red	15 ml - 38 ml	250 ml	10 / 10
661920	high	175 cm ²	Fibronectin	● red	20 ml - 85 ml	650 ml	5 / 5
690910		25 cm ²	Laminin	● red	5 ml - 10 ml	50 ml	10 / 10
658910		75 cm ²	Laminin	● red	15 ml - 38 ml	250 ml	10 / 10
661910	high	175 cm ²	Laminin	● red	20 ml - 85 ml	650 ml	5 / 5



Suspension Culture Flasks

- / Hydrophobic surface, ideal for suspension cultures, hybridoma and embryonic stem cells
- / Graduation on both sides
- / Sterile and user-friendly packaging
- / Canted neck for optimal access

STERILE

FREE OF
detectable
DNase

FREE OF
detectable
human DNA

FREE OF
detectable
RNase

non-
cytotoxic


non-
pyrogenic

Raw material: PS, Surface treatment: suspension

Item No.	Flask design	Cap Colour	Total volume	Cap design	Triple-packed	Sterile	Qty. inner / outer
690190		○ white	50 ml	screw cap		+	10 / 200
690190-TRI		○ white	50 ml	screw cap	yes	+	10 / 130
690195		○ white	50 ml	filter screw cap		+	10 / 200
690195-TRI		○ white	50 ml	filter screw cap	yes	+	10 / 130
658190		○ white	250 ml	screw cap		+	5 / 120
658190-TRI		○ white	250 ml	screw cap	yes	+	5 / 90
658195		○ white	250 ml	filter screw cap		+	5 / 120
658195-TRI		○ white	250 ml	filter screw cap	yes	+	5 / 90
660190	flat	○ white	550 ml	screw cap		+	5 / 50
660190-TRI	flat	○ white	550 ml	screw cap	yes	+	5 / 40
661190	high	○ white	650 ml	screw cap		+	4 / 40
661195	high	○ white	650 ml	filter screw cap		+	4 / 40
661195-TRI	high	○ white	650 ml	filter screw cap	yes	+	4 / 28

Cell Culture Flasks

Cell-Repellent Surface



A cell-repellent surface reliably prevent cell attachment in suspension cultures of semi-adherent and adherent cell lines where standard hydrophobic surfaces generally used for suspension culture are insufficient.

STERILE	FREE OF detectable DNase	FREE OF detectable human DNA	FREE OF detectable RNase	non-cytotoxic	non-pyrogenic
---------	--------------------------	------------------------------	--------------------------	---------------	---------------

Raw material: PS, Surface treatment: cell-repellent

Item No.	Flask design	Cap Colour	Total volume	Cap design	Sterile	Qty. inner / outer
690980	flat	○ white	50 ml	screw cap	+	10 / 20
690985	flat	○ white	50 ml	filter screw cap	+	10 / 20
658980	flat	○ white	250 ml	screw cap	+	5 / 15
658985	flat	○ white	250 ml	filter screw cap	+	5 / 15
660980	flat	○ white	550 ml	screw cap	+	5 / 5
660985	flat	○ white	550 ml	filter screw cap	+	5 / 5
661980	high	○ white	650 ml	screw cap	+	4 / 4
661985	high	○ white	650 ml	filter screw cap	+	4 / 4



AutoFlask - Cell Culture Flask
For Automated Systems

- / Standard microplate footprint
- / Compatible with a wide range of cell culture and liquid handling systems
- / Hydrophobic filter membrane
- / Different surface treatments
- / Customised barcoding on request

STERILE	FREE OF detectable DNase	FREE OF detectable human DNA	FREE OF detectable RNase	non-cytotoxic	non-pyrogenic
---------	--------------------------	------------------------------	--------------------------	---------------	---------------

Flask design: AutoFlask, Growth area: 83.6 cm², Barcode: yes, Raw material: PS, Total volume: 110 ml

Item No.	Surface treatment	Product colour	Colour code	Working volume	Sterile	Qty. inner / outer
779160	TC	○ clear	● red	20 ml - 40 ml	+	10 / 100
779190	suspension	○ clear	○ white	60 ml - 80 ml	+	10 / 100

/ Further information on the AutoFlask: "Comparative cell growth study using the AutoFlask"(F072094)



STERILE

Cell Scraper

- / For gentle mechanical removal of adherent cells
- / Optimised blade design for maximum cell harvest
- / Blade length: 1.8 cm
- / Pivot angle 60°
- / Sterile individual packaging

Description: Cell Scraper, Feature: blade length 1.8 cm

Item No.	Length	Sterile	Qty. inner / outer
541070	28 cm	+	50 / 100
541080	40 cm	+	100 / 100



STERILE

FREE OF
detectable
DNase

FREE OF
detectable
human DNA

FREE OF
detectable
RNase

 non-
cytotoxic

 non-
pyrogenic

Media Bottles

- / Made of polyethylene terephthalate (PET)
- / Available in three sizes
- / With graduation
- / Triple-packed for GMP compliant workflow

Flask design: tetragonal, Raw material: PET, Cap design: screw cap

Item No.	Cap Colour	Total volume	Sterile	Qty. inner / outer
950700	○ white	500 ml	+	50 / 50
951700	○ white	100 ml	+	25 / 100
952700	○ white	1,000 ml	+	24 / 24



Disposal Bags


Disposal bags made of polypropylene for sterilisation in the steam autoclave. On request they are also available with imprint "Biohazard" if a sufficient number is ordered. For users of hot-air sterilisers, disposal bags made of polyamide are suitable for use up to +160 °C.

Foil thickness: 0.05 mm

Item No.	Length	Width	Nominal capacity	Suitable for steam autoclaves	Suitable for hot air sterilizers	Material	Qty. inner / outer
643201	500 mm	300 mm	10 l	yes		PP	500 / 500
643401	500 mm	300 mm	10 l		yes	PA	500 / 500
644201	780 mm	400 mm	30 l	yes		PP	500 / 500
644401	780 mm	400 mm	30 l		yes	PA	500 / 500
646201	780 mm	600 mm	65 l	yes		PP	500 / 500
646401	780 mm	600 mm	65 l		yes	PA	300 / 300
649201	1,100 mm	700 mm	130 l	yes		PP	350 / 350
649401	1,100 mm	700 mm	130 l		yes	PA	200 / 200



- / For exact dimensions of our cell culture dishes, please refer to the product data sheets on our website.



CELLSTAR® CELL CULTURE DISHES

Our CELLSTAR® cell culture dishes are manufactured to meet the highest quality standards at Greiner Bio-One.

This assortment of dishes offers a range of growth sizes from 8.7 to 143 cm². These dimensions are provided in nominal sizes of 35, 60, 100, and 145 mm. For culture dishes associated with growth areas of either 58 or 143 cm², we supply variants with side heights of 20 mm (for special applications). In addition to our standard formats we offer 35 mm cell culture dishes that are equipped with four in-

ner rings. Our standard cell culture dishes have been treated in order to optimise growth and adhesion.

However, we are also capable of providing sterile cell culture trays without any type of coating for suspension culture. Similar to all of our cell culture laboratory products, this range of dishes is packed user-friendly within sterile conditions. This allows technicians to safely handle their samples with a wide variety of cell culture methods without the risk of cell culture contamination.

- / Easy stacking
- / Maximal transparency for excellent microscopic analysis
- / Improved cell adhesion through physical surface treatment



Cell Culture Dishes

- / Improved cell adhesion through physical surface treatment
- / Maximal transparency for excellent microscopic analysis
- / Sterile and user-friendly packaging
- / Easy stacking

STERILE	FREE OF detectable DNase	FREE OF detectable human DNA	FREE OF detectable RNase	non-cytotoxic	non-pyrogenic
---------	--------------------------	------------------------------	--------------------------	---------------	---------------

Surface treatment: TC, Vent nock: yes

Item No.	Compartment	Height	Ø nominal size	Growth area	Growth area / unit	Working volume	Total volume	Triple-packed	Sterile	Qty. inner / outer
627160		10 mm	35 mm	8.7 cm ²		≥3 ml	10 ml		+	10 / 740
627170	4	10 mm	35 mm		0.93 cm ²	≥0.08 ml	9 ml		+	10 / 740
628160		15 mm	60 mm	21 cm ²		6 ml - 7 ml	28 ml		+	10 / 600
628160-TRI		15 mm	60 mm	21 cm ²		6 ml - 7 ml	28 ml	yes	+	10 / 300
664160		20 mm	100 mm	58 cm ²		16 ml - 17 ml	100 ml		+	15 / 360
664160-TRI		20 mm	100 mm	58 cm ²		16 ml - 17 ml	100 ml	yes	+	15 / 180
639160		20 mm	145 mm	143 cm ²		25 ml - 27 ml	240 ml		+	5 / 120
639160-TRI		20 mm	145 mm	143 cm ²		25 ml - 27 ml	240 ml	yes	+	5 / 120

/ For exact dimensions of our cell culture dishes, please refer to the product data sheets on our website.



Cell Culture Dishes - Advanced TC

The novel Advanced TC surface provides optimal conditions for the cultivation of sensitive and fastidious cells or the usage of restricted growth conditions.

- / Consistent and even cell attachment
- / Homogeneous and optimised cell growth

STERILE

FREE OF
detectable
DNaseFREE OF
detectable
human DNAFREE OF
detectable
RNase

 non-
cytotoxic

 non-
pyrogenic

Surface treatment: Advanced TC, Vent neck: yes

Item No.	Height	Ø nominal size	Growth area	Working volume	Total volume	Sterile	Qty. inner / outer
627960	10 mm	35 mm	8.7 cm ²	≤3 ml	10 ml	+	10 / 740
628960	15 mm	60 mm	21 cm ²	6 ml - 7 ml	28 ml	+	10 / 600
664960	20 mm	100 mm	58 cm ²	16 ml - 17 ml	100 ml	+	15 / 360
639960	20 mm	145 mm	143 cm ²	25 ml - 27 ml	240 ml	+	5 / 120

/ Forum No. 12: Advanced TC: An innovative surface improving cellular assays (F071104)

/ Application Report „Advanced TC for improving the cultivation / differentiation of embryonic stem cells“ (F076036)



Cell Culture Dishes - CELLCOAT®

- / Improved adhesion and cell proliferation
- / Reduced-serum or serum-free cultivation
- / Improved growth of primary cells

Surface treatment: CELLCOAT®, Vent neck: yes

Item No.	Height	Ø nominal size	Growth area	Protein coating	Working volume	Total volume	Qty. inner / outer
628950	15 mm	60 mm	21 cm ²	Collagen Type I	6 ml - 7 ml	28 ml	20 / 100
664950	20 mm	100 mm	58 cm ²	Collagen Type I	16 ml - 17 ml	100 ml	10 / 40
628940	15 mm	60 mm	21 cm ²	Poly-D-Lysine	6 ml - 7 ml	28 ml	20 / 100
664940	20 mm	100 mm	58 cm ²	Poly-D-Lysine	16 ml - 17 ml	100 ml	10 / 40
628930	15 mm	60 mm	21 cm ²	Poly-L-Lysine	6 ml - 7 ml	28 ml	20 / 100
628920	15 mm	60 mm	21 cm ²	Fibronectin	6 ml - 7 ml	28 ml	5 / 20
664920	20 mm	100 mm	58 cm ²	Fibronectin	16 ml - 17 ml	100 ml	5 / 10

Item No.	Height	Ø nominal size	Growth area	Protein coating	Working volume	Total volume	Qty. inner / outer
628910	15 mm	60 mm	21 cm ²	Laminin	6 ml - 7 ml	28 ml	5 / 20
664910	20 mm	100 mm	58 cm ²	Laminin	16 ml - 17 ml	100 ml	10 / 10



Cell Culture Dishes Cell-Repellent Surface

Cell culture vessels with cell-repellent surface reliably prevent cell attachment in suspension cultures of semi adherent / adherent cell lines where standard hydrophobic surfaces generally used for suspension culture are insufficient.

STERILE	FREE OF detectable DNase	FREE OF detectable human DNA	FREE OF detectable RNase	non-cytotoxic	non-pyrogenic
---------	--------------------------	------------------------------	--------------------------	---------------	---------------

Raw material: PS, Surface treatment: cell-repellent, Vent nock: yes

Item No.	Height	Ø nominal size	Working volume	Total volume	Sterile	Qty. inner / outer
627979	10 mm	35 mm	≤3 ml	10 ml	+	10 / 40
628979	15 mm	60 mm	6 ml - 7 ml	28 ml	+	10 / 20
664970	20 mm	100 mm	16 ml - 17 ml	100 ml	+	1 / 5



CELLview Dish

The CELLview cell culture dish combines the convenience of a standard size 35 mm disposable plastic cell culture dish with the optical quality of glass, providing superior high-resolution microscopic images of *in-vitro* cultivated cultures.

/ Embedded glass bottom for maximal planarity

STERILE	FREE OF detectable DNase	FREE OF detectable human DNA	FREE OF detectable RNase	non-cytotoxic	non-pyrogenic
---------	--------------------------	------------------------------	--------------------------	---------------	---------------


Height: 10 mm, Ø: 35 mm, Bottom: glass, Vent nock: yes

Item No.	Compartment	Growth area	Growth area / unit	Surface treatment	Working volume	Total volume	Total volume (Well)	Working volume (well)	Sterile	Qty. inner / outer
627861	1	8.7 cm ²		untreated	2.5 ml - 5 ml	10 ml			+	10 / 40

Item No.	Compartment	Growth area	Growth area / unit	Surface treatment	Working volume	Total volume	Total volume (Well)	Working volume (well)	Sterile	Qty. inner / outer
627860	1	8.7 cm ²		TC	2.5 ml - 5 ml	10 ml			+	10 / 40
627965	1	8.7 cm ²		Advanced TC	2.5 ml - 5 ml	10 ml			+	10 / 40
627871	4		1.9 cm ²	untreated			1.5 ml	0.1 ml - 0.5 ml	+	10 / 40
627870	4		1.9 cm ²	TC			1.5 ml	0.1 ml - 0.5 ml	+	10 / 40
627975	4		1.9 cm ²	Advanced TC			1.5 ml	0.1 ml - 0.5 ml	+	10 / 40

/ Application Note „Protein localisation using confocal laser scanning microscopy“ (F073101)

/ Application Note „Live cell imaging on Golgi morphology using the CELLview dish“ (F074048)



OneWell Plate

FourWell Plate

- / For the cultivation of a large number of cells the OneWell Plate with ANSI standard dimensions offers the best possible conditions.
- / The FourWell Plates allows users to culture cells on slides while remaining in accordance with an HTS-compatible plate. This four-chambered plate is particularly suitable for parallel experiments.

STERILE

FREE OF detectable DNase

FREE OF detectable human DNA

FREE OF detectable RNase

non-cytotoxic

non-pyrogenic

Height: 14.4 mm, Length: 127.8 mm, Width: 85.5 mm, Lid: yes, Vent nock: yes

Item No.	Well format	Growth area	Surface treatment	Product colour	Total volume (Well)	Sterile	Qty. inner / outer
96077307	4		suspension	○ clear	18.6 ml	+	8 / 32
670190	1		suspension	○ clear	113.7 ml	+	8 / 32
670180	1	95 cm ²	TC	○ clear	113.7 ml	+	8 / 32

/ Sample packs are available on request.



/ Watch our video:



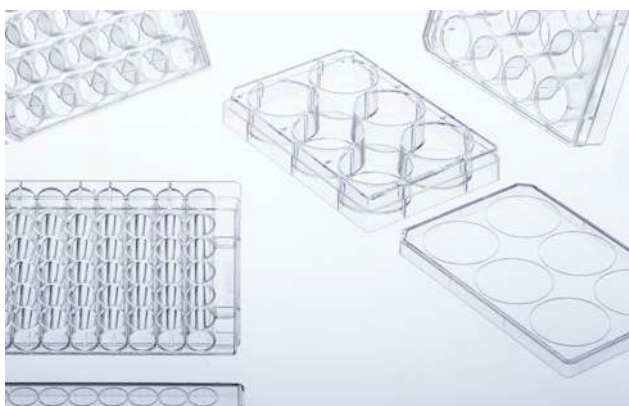
CELLSTAR® CELL CULTURE MULTIWELL PLATES

For both adherent and suspension cell culture, choose Greiner Bio-One's multiwell plates in either 6, 12, 24 or 48 well format.

The special chimney wells in conjunction with low evaporation lids significantly reduce the risk of cross-contamination between the wells. The plates are easily stacked, both with and without lids. Due to their ad-

vanced design, the plates still exhibit important features like constant heat and gas exchange even when stacked. Uniform plate dimensions (well depth, diameter and distance between the wells) comply with ANSI standards, enabling easy manual and automated handling. Each plate is sterile, free of detectable DNase, RNase, human DNA, is non-pyrogenic and has a printed lot number for traceability.

- / With hydrophilic surface (TC surface treatment) for improved cell adhesion
- / With hydrophobic surface for suspension cultures and hybridoma cells
- / High clarity and low autofluorescence
- / Alphanumeric well coding



Multiwell Plates

6 / 12 / 24 / 48 Well Format

- / High transparency
- / Alphanumeric well coding
- / With hydrophilic surface (TC surface treatment) for improved cell adhesion
- / With hydrophobic surface for suspension cultures and hybridoma cells

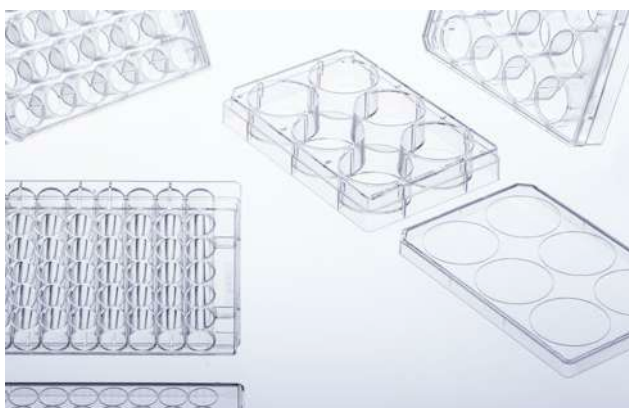
STERILE

FREE OF
detectable
DNaseFREE OF
detectable
human DNAFREE OF
detectable
RNase
 non-
cytotoxic

 non-
pyrogenic

Bottom: solid, Lid: condensation rings

Item No.	Well format	Growth area / unit	Surface treatment	Product colour	Total volume (Well)	Working volume (well)	Sterile	Qty. inner / outer
657160	6	9.6 cm ²	TC	○ clear	16 ml	2 ml - 5 ml	+	1 / 100
665180	12	3.9 cm ²	TC	○ clear	6.5 ml	2 ml - 4 ml	+	1 / 100
662160	24	1.9 cm ²	TC	○ clear	3.3 ml	0.5 ml - 1.5 ml	+	1 / 100
677180	48	1 cm ²	TC	○ clear	1.7 ml	0.5 ml - 1 ml	+	1 / 100
657185	6		suspension	○ clear	16 ml		+	1 / 100
665102	12		suspension	○ clear	6.5 ml		+	1 / 100
662102	24		suspension	○ clear	3.3 ml		+	1 / 100
677102	48		suspension	○ clear	1.7 ml		+	1 / 100



STERILE	FREE OF detectable DNase	FREE OF detectable human DNA	FREE OF detectable RNase	non-cytotoxic	non-pyrogenic
---------	--------------------------	------------------------------	--------------------------	---------------	---------------

Multiwell Plates

Advanced TC

The novel Advanced TC surface provides optimal conditions for the cultivation of sensitive and fastidious cells or the usage of restricted growth conditions.

- / Consistent and even cell attachment

Bottom: solid, Surface treatment: Advanced TC, Lid: condensation rings

Item No.	Well format	Growth area / unit	Product colour	Total volume (Well)	Working volume (well)	Sterile	Qty. inner / outer
657960	6	9.6 cm ²	○ clear	16 ml	2 ml - 5 ml	+	1 / 100
665980	12	3.9 cm ²	○ clear	6.5 ml	2 ml - 4 ml	+	1 / 100
662960	24	1.9 cm ²	○ clear	3.3 ml	0.5 ml - 1.5 ml	+	1 / 100
677980	48	1 cm ²	○ clear	1.7 ml	0.5 ml - 1 ml	+	1 / 100

- / Forum No. 12: Advanced TC: An innovative surface improving cellular assays (F071104)
- / Application Report „Advanced TC for improving the cultivation / differentiation of embryonic stem cells“ (F076036)



non-cytotoxic

Multiwell Plates

CELLCOAT®

- / Improved adhesion and cell proliferation
- / Reduced-serum or serum-free cultivation
- / Improved growth of primary cells

Bottom: solid, Surface treatment: CELLCOAT®, Lid: condensation rings

Item No.	Well format	Growth area / unit	Protein coating	Product colour	Total volume (Well)	Working volume (well)	Qty. inner / outer
657950	6	9.6 cm ²	Collagen Type I	○ clear	16.1 ml	2 ml - 5 ml	5 / 50
662950	24	1.9 cm ²	Collagen Type I	○ clear	3.3 ml	0.5 ml - 1 ml	5 / 50
657940	6	9.6 cm ²	Poly-D-Lysine	○ clear	16.1 ml	2 ml - 5 ml	5 / 50
662940	24	1.9 cm ²	Poly-D-Lysine	○ clear	3.3 ml	0.5 ml - 1 ml	5 / 50
657930	6	9.6 cm ²	Poly-L-Lysine	○ clear	16.1 ml	2 ml - 5 ml	5 / 50
662930	24	1.9 cm ²	Poly-L-Lysine	○ clear	3.3 ml	0.5 ml - 1 ml	5 / 50



Multiwell Plates

Cell-Repellent Surface

Cell culture vessels with cell-repellent surface reliably prevent cell attachment in suspension cultures of semi adherent / adherent cell lines where standard hydrophobic surfaces generally used for suspension culture are insufficient.

STERILE

FREE OF
detectable
DNaseFREE OF
detectable
human DNAFREE OF
detectable
RNase

 non-
cytotoxic

 non-
pyrogenic

Well profile: F-bottom, Bottom: solid, Raw material: PS, Surface treatment: cell-repellent, Lid: condensation rings

Item No.	Well format	Product colour	Total volume (Well)	Working volume (well)	Sterile	Qty. inner / outer
657970	6	○ clear	16.1 ml	2 ml - 5 ml	+	1 / 5
662970	24	○ clear	3.3 ml	0.5 ml - 1.5 ml	+	1 / 5
677970	48	○ clear	1.7 ml	0.5 ml - 1 ml	+	1 / 5

/ Forum No. 17: CELLSTAR® Cell Culture Vessels with Cell-Repellent Surface (F073777)

/ Application Report "Advantage of CELLSTAR® Cell Culture Vessels with Cell-Repellent Surfaces for 3-D Cell Culture in Hydrogels" (F073792).



- / Forum No. 8: ThinCert® cell culture products – Overview (F073017)
- / Application Note „Immuno cytochemistry“ (F073100)
- / For further information and application notes please refer to our website: www.gbo.com

THINCERT® CELL CULTURE INSERTS FOR 6, 12 AND 24 WELL MULTIWELL PLATES

For advanced cell and tissue culture applications, Greiner Bio-One offers a broad range of membrane supports – ThinCert®.

Combining 6 different membrane specifications (pore size and density) in geometries to fit 6, 12 and 24 well plates, the ThinCert® cell culture inserts are suitable for a wide range of applications including transport, secretion and diffusion studies, migrational experiments, cytotoxicity testing, co-cultures, trans epithelial electric resist-

ance (TEER) measurements, as well as primary cell culture. ThinCert® cell culture inserts are compatible with standard CELLSTAR® multiwell plates from Greiner Bio-One, and are pre-packed together with the requisite number of plates. The automated production process includes double optical control of each insert produced, ensuring that any biological contamination is avoided. The sterility of the single blisterpacked inserts and multiwell plates is ensured by irradiation.

- / Stable clear polystyrene housing
- / Sealed PET capillary pore membrane
- / Pre-configured multiwell plates with ThinCert® cell culture inserts available on request

**ThinCert® Cell Culture Inserts****6 Well**

- / Hanging geometry
- / Improved cell adhesion through physical surface treatment
- / Simplified pipetting due to self-lift geometry
- / Enhanced pipetting access and gas exchange

STERILE

FREE OF
detectable
DNaseFREE OF
detectable
human DNAFREE OF
detectable
RNase
 non-
cytotoxic

 non-
pyrogenic

Feature: 4 multiwell plates / box, Height: 16.25 mm, Ø internal: 24.85 mm, Ø external: 27.85 mm, Cultural surface: 452.4 mm², Surface treatment: TC, Working volume (ThinCert®): 1 ml - 3.6 ml, Working volume (well): 2 ml - 4.15 ml

Item No.	Pore density	Ø pore	Optical membrane properties	Sterile	Qty. inner / outer
657640	1 x 10 ⁸ cm ²	0.4 µm	translucent	+	1 / 24
657641	2 x 10 ⁶ cm ²	0.4 µm	clear	+	1 / 24
657610	2 x 10 ⁶ cm ²	1 µm	clear	+	1 / 24
657630	0,6 x 10 ⁶ cm ²	3 µm	clear	+	1 / 24
657631	2 x 10 ⁶ cm ²	3 µm	translucent	+	1 / 24
657638	0,15 x 10 ⁶ cm ²	8 µm	translucent	+	1 / 24

**ThinCert® Cell Culture Inserts****12 Well**

- / Hanging geometry
- / Improved cell adhesion through physical surface treatment
- / Simplified pipetting due to self-lift geometry
- / Enhanced pipetting access and gas exchange

STERILE

FREE OF
detectable
DNaseFREE OF
detectable
human DNAFREE OF
detectable
RNase
 non-
cytotoxic

 non-
pyrogenic

Feature: 4 multiwell plates / box, Height: 16.25 mm, Ø internal: 13.85 mm, Ø external: 15.85 mm, Cultural surface: 113.1 mm², Surface treatment: TC, Working volume (ThinCert®): 0.3 ml - 1 ml, Working volume (well): 1 ml - 2 ml

Item No.	Pore density	Ø pore	Optical membrane properties	Sterile	Qty. inner / outer
665640	1 x 10 ⁸ cm ²	0.4 µm	translucent	+	1 / 48
665641	2 x 10 ⁶ cm ²	0.4 µm	clear	+	1 / 48
665610	2 x 10 ⁶ cm ²	1 µm	clear	+	1 / 48

Item No.	Pore density	Ø pore	Optical membrane properties	Sterile	Qty. inner / outer
665630	$0,6 \times 10^6 \text{ cm}^2$	3 µm	clear	+	1 / 48
665631	$2 \times 10^6 \text{ cm}^2$	3 µm	translucent	+	1 / 48
665638	$0,15 \times 10^6 \text{ cm}^2$	8 µm	translucent	+	1 / 48



ThinCert® Cell Culture Inserts 24 Well

- / Hanging geometry
- / Improved cell adhesion through physical surface treatment
- / Simplified pipetting due to self-lift geometry
- / Enhanced pipetting access and gas exchange

STERILE

FREE OF
detectable
DNase

FREE OF
detectable
human DNA

FREE OF
detectable
RNase

 non-
cytotoxic

 non-
pyrogenic

Feature: 2 multiwell plates / box, Height: 16.25 mm, Ø internal: 8.4 mm, Ø external: 10.4 mm, Cultural surface: 33.6 mm², Surface treatment: TC, Working volume (ThinCert®): 0.1 ml - 0.35 ml, Working volume (well): 0.4 ml - 1.2 ml

Item No.	Pore density	Ø pore	Optical membrane properties	Sterile	Qty. inner / outer
662640	$1 \times 10^8 \text{ cm}^2$	0.4 µm	translucent	+	1 / 48
662641	$2 \times 10^6 \text{ cm}^2$	0.4 µm	clear	+	1 / 48
662610	$2 \times 10^6 \text{ cm}^2$	1 µm	clear	+	1 / 48
662630	$0,6 \times 10^6 \text{ cm}^2$	3 µm	clear	+	1 / 48
662631	$2 \times 10^6 \text{ cm}^2$	3 µm	translucent	+	1 / 48
662638	$0,15 \times 10^6 \text{ cm}^2$	8 µm	translucent	+	1 / 48

**ThinCert® Plate****6 / 12 Well**

- / Optimised for use with ThinCert® cell culture inserts
- / Deep wells for an increased volume of medium in air-lift culture
- / Notches for fixed insert position
- / Available in 6 and 12 well format


STERILE

FREE OF
detectable
DNaseFREE OF
detectable
human DNAFREE OF
detectable
RNase
 non-
cytotoxic

 non-
pyrogenic

Height: 39.5 mm, Length: 129.5 mm, Width: 86.6 mm, Lid: condensation rings

Item No.	Well format	Working volume (well)	Sterile	Qty. inner / outer
657110	6	≤20 ml	+	1 / 50
665110	12	≤4 ml	+	1 / 60



- / Application Note „Establishing a cell culture assay based on TR-FRET for screening G-Protein-coupled receptors“ (F074058)
- / Application Note „Selection of cell culture surfaces for the adipogenic differentiation of hMSCs“ (F010003)

CELLSTAR®

CELL CULTURE MICROPLATES

Cell culture treated microplates are available in the following versions: 96, 384, 1536 well format.

Depending on the application, the well profile is a key feature in a 96 well cell culture microplate. The chimney well cell culture microplate has the same well profile as the standard F-bottom plate. The difference to the standard plate is the chimney-like arrangement of the wells i.e. each well stands on its own. Therefore the risk of contamination from sample material being carried over is minimised. Clear bottom mi-

croplates have pigmented walls and a transparent thin film bottom, the so-called μ Clear® bottom. In contrast to our standard microplates with a solid polystyrene bottom, they are ideal for cell culture and microscopic applications using fluorescence or luminescence detection methods.

For many applications, a reduction of the sample volume is an important feature. 96 well half area microplates offer an interesting alternative here. They can be pipetted automatically as well as manually without any problem and allow a reduction of the sample volume up to 50 %.

- / Available with different cell culture surfaces for optimal cell culture conditions
- / Footprint compatible with automated systems
- / Alphanumeric well coding



Cell Culture Microplates

96 Well

- / With U-bottom, V-bottom or F-bottom
- / Clear / black / white
- / Chimney well design, raised wells and condensation rings in lids prevent cross-contamination
- / Improved cell adhesion through physical surface treatment

STERILE

FREE OF
detectable
DNaseFREE OF
detectable
human DNAFREE OF
detectable
RNase
 non-
cytotoxic

 non-
pyrogenic

Well format: 96, Bottom: solid, Raw material: PS, Surface treatment: TC

Item No.	Growth area / unit	Well profile	Product colour	Working volume (well)	Lid	Sterile	Qty. inner / outer
650160	35 mm ²	U-bottom	○ clear	40 µl - 280 µl	no	+	1 / 100
650180	35 mm ²	U-bottom	○ clear	40 µl - 280 µl	yes	+	1 / 100
651160	28 mm ²	V-bottom	○ clear	40 µl - 200 µl	no	+	1 / 100
651180	28 mm ²	V-bottom	○ clear	40 µl - 200 µl	yes	+	1 / 100
655160	34 mm ²	F-bottom / Chimney Well	○ clear	25 µl - 340 µl	no	+	1 / 100
655162	34 mm ²	F-bottom / Chimney Well	○ clear	25 µl - 340 µl	no	+	5 / 100
655180	34 mm ²	F-bottom / Chimney Well	○ clear	25 µl - 340 µl	condensation rings	+	1 / 100
655182	34 mm ²	F-bottom / Chimney Well	○ clear	25 µl - 340 µl	condensation rings	+	10 / 160
655073	34 mm ²	F-bottom / Chimney Well	○ white	25 µl - 340 µl	no	+	10 / 40
655083	34 mm ²	F-bottom / Chimney Well	○ white	25 µl - 340 µl	condensation rings	+	8 / 32
655079	34 mm ²	F-bottom / Chimney Well	● black	25 µl - 340 µl	no	+	10 / 40
655086	34 mm ²	F-bottom / Chimney Well	● black	25 µl - 340 µl	condensation rings	+	8 / 32

/ For selected products Greiner Bio-One also offers user-friendly bulk packaging.

/ Barcode labelling on request



Cell Culture Microplates

96 Well - µClear®

Clear bottom microplates have pigmented walls and a transparent thin film bottom, the so-called µClear® bottom. In contrast to our standard microplates with a solid polystyrene bottom, they are ideal for cell culture and microscopic applications using fluorescence or luminescence detection methods.

STERILE	FREE OF detectable DNase	FREE OF detectable human DNA	FREE OF detectable RNase	non-cytotoxic	non-pyrogenic
---------	--------------------------	------------------------------	--------------------------	---------------	---------------

Well format: 96, Growth area / unit: 34 mm², Well profile: F-bottom / Chimney Well, Bottom: µClear®, Raw material: PS, Surface treatment: TC, Working volume (well): 25 µl - 340 µl

Item No.	Product colour	Lid	Sterile	Qty. inner / outer
655088	○ white	no	+	10 / 40
655098	○ white	condensation rings	+	8 / 32
655087	● black	no	+	10 / 40
655090	● black	condensation rings	+	8 / 32



Cell Culture Microplates

96 Well - Half Area

For many applications, a reduction of the sample volume is an important feature. 96 well half area microplates offer an interesting alternative here. They can be pipetted automatically as well as manually without any problem and allow a reduction of the sample volume up to 50 %.

STERILE	FREE OF detectable DNase	FREE OF detectable human DNA	FREE OF detectable RNase	non-cytotoxic	non-pyrogenic
---------	--------------------------	------------------------------	--------------------------	---------------	---------------

Well format: 96, Growth area / unit: 15 mm², Well profile: F-bottom, Raw material: PS, Surface treatment: TC, Plate design: half area, Working volume (well): 15 µl - 175 µl, Lid: yes

Item No.	Bottom	Product colour	Sterile	Qty. inner / outer
675180	solid	○ clear	+	8 / 32
675083	solid	○ white	+	8 / 32
675086	solid	● black	+	8 / 32
675090	µClear®	● black	+	8 / 32

/ For selected products Greiner Bio-One also offers user-friendly bulk packaging.



Cell Culture Microplates

96 Well - CELLCOAT®

- / Improved adhesion and cell proliferation
- / Reduced-serum or serum-free cultivation
- / Improved growth of primary cells

Well format: 96, Growth area / unit: 34 mm², Well profile: F-bottom / Chimney Well, Raw material: PS, Surface treatment: CELLCOAT®, Working volume (well): 25 µl - 340 µl

Item No.	Bottom	Protein coating	Product colour	Lid	Qty. inner / outer
655950	solid	Collagen Type I	○ clear	condensation rings	5 / 20
655956	µClear®	Collagen Type I	● black	condensation rings	5 / 20
655940	solid	Poly-D-Lysine	○ clear	condensation rings	5 / 20
655944	µClear®	Poly-D-Lysine	○ white	condensation rings	5 / 20
655946	µClear®	Poly-D-Lysine	● black	condensation rings	5 / 20
655948	µClear®	Poly-D-Lysine	● black	condensation rings	20 / 120
655930	solid	Poly-L-Lysine	○ clear	condensation rings	5 / 20
655936	µClear®	Poly-L-Lysine	● black	condensation rings	5 / 20



STERILE

FREE OF
detectable
DNase

FREE OF
detectable
human DNA

FREE OF
detectable
RNase

 non-
cytotoxic

 non-
pyrogenic

Cell Culture Microplates

96 Well - Advanced TC

The novel Advanced TC surface provides optimal conditions for the cultivation of sensitive and fastidious cells or the usage of restricted growth conditions.

- / Consistent and even cell attachment

Well format: 96, Growth area / unit: 34 mm², Well profile: F-bottom / Chimney Well, Raw material: PS, Surface treatment: Advanced TC, Working volume (well): 25 µl - 340 µl, Lid: condensation rings

Item No.	Bottom	Product colour	Sterile	Qty. inner / outer
655980	solid	○ clear	+	1 / 100
655983	µClear®	○ white	+	8 / 32
655986	µClear®	● black	+	8 / 32



STERILE	FREE OF detectable DNase	FREE OF detectable human DNA	FREE OF detectable RNase	non-cytotoxic	non-pyrogenic
---------	--------------------------	------------------------------	--------------------------	---------------	---------------

Suspension Culture Microplates

96 Well

- / Hydrophobic surface, ideal for suspension cultures, hybridoma and embryonic stem cells
- / Solid bottom

Well format: 96, Bottom: solid, Raw material: PS, Surface treatment: suspension

Item No.	Well profile	Product colour	Working volume (well)	Lid	Sterile	Qty. inner / outer
650185	U-bottom	○ clear	40 µl - 280 µl	yes	+	1 / 60
655185	F-bottom / Chimney Well	○ clear	25 µl - 340 µl	condensation rings	+	1 / 60



Cell Culture Microplates

384 Well

- / Clear / black / white
- / Solid bottom or µClear® film bottom
- / Barcode labelling on request
- / Alphanumeric well coding

Well format: 384, Growth area / unit: 10 mm², Well profile: F-bottom, Raw material: PS, Working volume (well): 15 µl - 110 µl

Item No.	Bottom	Surface treatment	Protein coating	Product colour	Total volume (Well)	Lid	Sterile	Qty. inner / outer
781165	solid	TC		○ clear		no	+	10 / 40
781182	solid	TC		○ clear		yes	+	8 / 32
781073	solid	TC		○ white		no	+	10 / 40
781080	solid	TC		○ white		yes	+	8 / 32
781079	solid	TC		● black		no	+	10 / 40
781086	solid	TC		● black		yes	+	8 / 32
781093	µClear®	TC		○ white		no	+	10 / 40
781098	µClear®	TC		○ white		yes	+	8 / 32

Item No.	Bottom	Surface treatment	Protein coating	Product colour	Total volume (Well)	Lid	Sterile	Qty. inner / outer
781092	µClear®	TC		● black		no	+	10 / 40
781091	µClear®	TC		● black		yes	+	8 / 32
781090	µClear®	TC		● black		yes	+	20 / 120
781950	solid	CELLCOAT®	Collagen Type I	○ clear	131 µl	yes		5 / 20
781956	µClear®	CELLCOAT®	Collagen Type I	● black	131 µl	yes		5 / 20
781940	solid	CELLCOAT®	Poly-D-Lysine	○ clear	131 µl	yes		5 / 20
781945	solid	CELLCOAT®	Poly-D-Lysine	○ white	131 µl	yes		5 / 20
781944	µClear®	CELLCOAT®	Poly-D-Lysine	○ white	131 µl	yes		5 / 20
781946	µClear®	CELLCOAT®	Poly-D-Lysine	● black	131 µl	yes		5 / 20
781948	µClear®	CELLCOAT®	Poly-D-Lysine	● black	131 µl	yes		20 / 120
781930	solid	CELLCOAT®	Poly-L-Lysine	○ clear	131 µl	yes		5 / 20
781936	µClear®	CELLCOAT®	Poly-L-Lysine	● black	131 µl	yes		5 / 20
781983	µClear®	Advanced TC		○ white	131 µl	yes	+	8 / 32
781986	µClear®	Advanced TC		● black	131 µl	yes	+	8 / 32



Cell Culture Microplates


384 Well - Small Volume

HiBase

- / Perfect for top reading even at low working volumes
- / Savings in reagent similar to 1536 well microplates
- / Made of black / white polystyrene for fluorescence or luminescence measurements

Well format: 384, Growth area / unit: 2.7 mm², Well profile: F-bottom, Bottom: solid, Raw material: PS, Plate geometry: HiBase, Plate design: Small Volume, Working volume (well): 4 µl - 25 µl, Lid: yes

Item No.	Surface treatment	Protein coating	Product colour	Sterile	Qty. inner / outer
784080	TC		○ white	+	8 / 32
784086	TC		● black	+	8 / 32
784946	CELLCOAT®	Poly-D-Lysine	● black		5 / 20




Cell Culture Microplates

1536 Well

- / Clear / black / white
- / Solid bottom or μ Clear® film bottom
- / Barcode labelling on request

Well format: 1536, Growth area / unit: 2.3 mm², Well profile: F-bottom, Raw material: PS, Plate geometry: HiBase, Working volume (well): 3 μ l - 10 μ l

Item No.	Bottom	Surface treatment	Protein coating	Product colour	Lid	Sterile	Qty. inner / outer
782180	solid	TC		○ clear	yes	+	1 / 32
782073	solid	TC		○ white	no	+	15 / 60
782080	solid	TC		○ white	yes	+	10 / 40
782078	solid	TC		● black	no	+	15 / 60
782086	solid	TC		● black	yes	+	10 / 40
782093	μ Clear®	TC		○ white	no	+	15 / 60
782092	μ Clear®	TC		● black	no	+	15 / 60
782946	μ Clear®	CELLCOAT®	Poly-D-Lysine	● black	yes		5 / 20



Lids

All sterile lids are non-cytotoxic.

FREE OF
detectable
DNase

FREE OF
detectable
human DNA

FREE OF
detectable
RNase

 non-
pyrogenic

Description: Lid, Raw material: PS

Item No.	Height	Condensation rings	Lid type	Sterile	Qty. inner / outer
656101	9 mm	no	high		1 / 100
656161	9 mm	no	high	+	1 / 100
656170	9 mm	yes	high		1 / 100
656171	9 mm	yes	high	+	1 / 100

Item No.	Height	Condensation rings	Lid type	Sterile	Qty. inner / outer
656190	6 mm	no	flat		20 / 200
656191	6 mm	no	flat	+	20 / 200
691101	4.8 mm	no	ultra low		5 / 100
691161	4.8 mm	no	ultra low	+	5 / 100



- / Application Note: Cultivation of Suspension and Hybridoma Cells in CELLSTAR® CELLreactor Tubes (F073918)
- / Application Note: Superior protein yields in suspension CHO cells using FectoPRO™-mediated transient transfection in CELLSTAR® CELLreactor (F073926)

CELLSTAR® CELL CULTURE TUBES

CELLSTAR® CELLreactor tube can be used as small bioreactor for suspension and spheroid cell culture, facilitating miniaturisation of large-scale set-ups and maximising the number of parallel experiments. Each CELLreactor tube cap features several holes and a membrane with a pore size of 0.2 µm to guarantee maximal sterility while providing excellent gas exchange. In case the aeration has to be reduced, individual openings can be sealed.

Agitation of internal liquids is achieved with standard shaking lab equipment minimising foam formation and shearing forces

induced by integrated mixing devices. Compared to cell culture and spinner flask as well as other cultivation disposables, no transfer for cell harvest is required. Based on the conical design, the tubes fit in standard 15 ml / 50 ml centrifuge rotors and cells can be spun down in the same tube. In addition to cell culture applications, the CELLSTAR® CELLreactor tube can also be applied for the expansion of aerobic bacteria, yeast or other microorganisms in shaken cultures as well as storage of components and liquids requiring gas exchange.

- / Bioreactor for suspension and spheroid cells
- / Expansion of aerobic bacteria, yeast and microorganisms
- / Storage of components and liquids requiring gas exchange

**CELLreactor**

15 ml and 50 ml polypropylene tube with filter screw cap

- / For cultivation of suspension cells and expansion of aerobic microorganisms
- / Facilitates a high number of parallel experiments
- / Maximal sterility and excellent gas exchange
- / Conical tube design and in-tube harvest

STERILE

FREE OF
detectable
DNaseFREE OF
detectable
human DNAFREE OF
detectable
RNase
 non-
cytotoxic

 non-
pyrogenic

Graduation: yes, Writing field: yes, Raw material: PP, Bottom shape: conical, Cap design: filter screw cap

Item No.	Height	Ø	Cap Colour	Working volume	Nominal volume	Sterile	Qty. inner / outer
188241	120 mm	17 mm	● blue	1 ml - 5 ml	15 ml	+	20 / 500
227245	115 mm	30 mm	● blue	1 ml - 35 ml	50 ml	+	20 / 500

/ Application Note: Cultivation of Suspension and Hybridoma Cells in CELLSTAR® CELLreactor Tubes (F073918)

/ Application Note: Superior protein yields in suspension CHO cells using FectoPRO™-mediated transient transfection in CELLSTAR® CELLreactor (F073926)

**CELLSTAR®
Cell Culture Tubes**

- / Manufactured from crystal clear polystyrene
- / Improved cell adhesion through physical surface treatment
- / Available with screw cap, bayonet cap or two-position vent stopper

STERILE

FREE OF
detectable
DNaseFREE OF
detectable
human DNAFREE OF
detectable
RNase
 non-
cytotoxic

 non-
pyrogenic

Raw material: PS, Surface treatment: TC

Item No.	Height	Ø	Support skirt	Cap Colour	Working volume	Nominal volume	Cap design	Sterile	Qty. inner / outer
120160	75 mm	12.4 mm	no		≤4 ml	4.5 ml	two-position vent stopper	+	1 / 1,000
120190	75 mm	12.4 mm	no		≤4 ml	4.5 ml	two-position vent stopper	+	25 / 2,000
163160	100 mm	17 mm	no	● red	≤12 ml	12 ml	screw cap	+	5 / 1,000
164160	100 mm	16.8 mm	yes	● red	≤12 ml	12 ml	bayonet cap	+	5 / 1,000
191160	95 mm	18 mm	no		≤12.5 ml	14 ml	two-position vent stopper	+	1 / 750

/ The dimensions and volumes of our tubes are only nominal values. For exact dimensions and volumes, please refer to the product data sheets on our website: www.gbo.com.



/ Watch our video:



EASYSTRAINER CELL STRAINERS

With EASYstrainer cell strainers, Greiner Bio-One offers an innovative and user-friendly solution for the filtration of cell suspensions.

EASYstrainer can be used, for example, after enzymatic tissue digestion for primary cell isolation or for cell preparation prior to flow cytometry. The large cell strainers fit on all conical 50 ml tubes and are available with mesh sizes of 40, 70 and 100 μm . EASYstrainer Small fits 15 ml tubes as well as smaller tubes and reaction vessels. It is available with mesh sizes of 20, 40, 70 and 100 μm .

The stackability of EASYstrainers with different mesh sizes allows for the separation of cells with different sizes in one step. In addition, the upper part of EASYstrainer Small can be inverted. This allows retained cells to be rinsed out for further use. EASYstrainer makes working aseptically much easier: It can be held via a surrounding rim or a handle in order to avoid accidental contact with the sterile filter material. Additional safety is provided by the transparent blister packaging from which the strainers can be conveniently and aseptically removed.

- / Flexible fit, suitable for tubes from 1.5 ml to 50 ml
- / Available Mesh Sizes: 20, 40, 70 und 100 μm
- / No liquid overspill



EASYstrainer

- / Flexible fit, suitable for tubes from 1.5 ml to 50 ml
- / Handle and ridged skirt for improved aseptic handling
- / Venting slot for fast filtration
- / No liquid overspill
- / Single packaging reduces risk of contamination

STERILE	FREE OF detectable DNase	FREE OF detectable human DNA	FREE OF detectable RNase	non-cytotoxic	non-pyrogenic
NEW	recommended				

Item No.	Description	Mesh size	Product colour	Sterile	Qty. inner / outer
542040	EASYstrainer for 50 ml tubes	40 µm	● green	+	1 / 50
542070	EASYstrainer for 50 ml tubes	70 µm	● blue	+	1 / 50
542000	EASYstrainer for 50 ml tubes	100 µm	● yellow	+	1 / 50
542120	EASYstrainer Small for tubes: 1.5 / 5 / 15 ml und 12x75 mm	20 µm	● red	+	1 / 50
542140	EASYstrainer Small for tubes: 1.5 / 5 / 15 ml und 12x75 mm	40 µm	● green	+	1 / 50
542170	EASYstrainer Small for tubes: 1.5 / 5 / 15 ml und 12x75 mm	70 µm	● blue	+	1 / 50
542100	EASYstrainer Small for tubes: 1.5 / 5 / 15 ml und 12x75 mm	100 µm	● yellow	+	1 / 50



The cultivation of cells as mass cultures has become increasingly important over the past few decades. Mass cell cultures are mainly used for the production of vaccines or recombinant proteins for therapeutic approaches.

MASS CELL CULTURE

/	CELLMASTER Cell Culture Roller Bottles	62
	Roller Bottles Polystyrene	63
	Roller Bottles Polyethylene Terephthalate (PET)	64
/	CELLdisc Cell Culture Device	65
	CELLdisc 1 / 4 / 8 / 12 / 16 / 24 / 40 Layers	66
	CELLdisc External Filter	67
	CELLdisc Closed Filling Caps	68
	CELLhandle	69
	CELLstage Filling Accessory	69
	CELLlevator	70
	CELLring	70



/ For further information, please refer to our website: www.gbo.com



CELLMASTER CELL CULTURE ROLLER BOTTLES

Roller bottles made of polystyrene or PET range in size from 850 cm² to 4250 cm² growth area and are available either with standard or filter screw caps. The filter membrane with a pore size of 0.2 µm guarantees optimal protection against contamination. It provides a high gas exchange rate which enables a mass cultivation of cells using e.g. bicarbonate buffer and CO₂. The safety screw cap enables a tight closing and contamination-free cultivation. All roller

bottles are sterilised by irradiation according to validated procedures (ISO 11137). Endotoxin testing is conducted in accordance with USP 85 with a tolerance level of 0.03 EU/ml.

The product range includes a short and a long form, that are labelled as **X** and **XL** accordingly. Both sizes are available with a smooth or radially ribbed surface. The ribbed design increases the growth area of the roller bottle without changing space requirements.

- / PS or PET roller bottles
- / Different sizes with or without radially ribbed surface
- / Graduations from 200 to 2000 ml
- / Seamless production technique rules out leaking seams



Roller Bottles
Polystyrene

- / For adherent cell culture
- / Manufactured from crystal clear polystyrene
- / Certified USP Class VI end product testing
- / Lot number and expiry date on each bottle
- / Filter screw cap with 0.2 µm pore size

STERILE	FREE OF detectable DNase	FREE OF detectable human DNA	FREE OF detectable RNase	non-cytotoxic	non-pyrogenic
---------	--------------------------	------------------------------	--------------------------	---------------	---------------

Ø: 122 mm, Graduation: yes, Raw material: PS, Surface treatment: TC

Item No.	Flask design	Height	Growth area	Cap Colour	Surface	Total volume	Cap design	Sterile	Qty. inner / outer
680060	1 X	271 mm	850 cm ²	● blue	smooth	2,520 ml	screw cap	+	2 / 24
680065	1 X	271 mm	850 cm ²	● blue	smooth	2,520 ml	screw cap	+	- / 24
680048	1 X	271 mm	850 cm ²	● blue	smooth	2,520 ml	screw cap	+	24 / 48
680058	1 X	271 mm	850 cm ²	● blue	smooth	2,520 ml	filter screw cap	+	2 / 24
680068	1 X	271 mm	850 cm ²	● blue	smooth	2,520 ml	filter screw cap	+	- / 24
680045	1 X	271 mm	850 cm ²	● blue	smooth	2,520 ml	filter screw cap	+	24 / 48
681070	2.5 X	271 mm	2,125 cm ²	● blue	ribbed	2,300 ml	screw cap	+	2 / 24
681075	2.5 X	271 mm	2,125 cm ²	● blue	ribbed	2,300 ml	screw cap	+	- / 24
681072	2.5 X	271 mm	2,125 cm ²	● blue	ribbed	2,300 ml	filter screw cap	+	2 / 24
682660	1 XL	500 mm	1,700 cm ²	● blue	smooth	4,970 ml	screw cap	+	1 / 12
682612	1 XL	500 mm	1,700 cm ²	● blue	smooth	4,970 ml	screw cap	+	- / 12
682624	1 XL	500 mm	1,700 cm ²	● blue	smooth	4,970 ml	screw cap	+	12 / 24
682615	1 XL	500 mm	1,700 cm ²	● blue	smooth	4,970 ml	filter screw cap	+	- / 12
682625	1 XL	500 mm	1,700 cm ²	● blue	smooth	4,970 ml	filter screw cap	+	12 / 24
682670	5 XL	500 mm	4,250 cm ²	● blue	ribbed	4,640 ml	screw cap	+	1 / 12
682672	5 XL	500 mm	4,250 cm ²	● blue	ribbed	4,640 ml	screw cap	+	12 / 24
682678	5 XL	500 mm	4,250 cm ²	● blue	ribbed	4,640 ml	filter screw cap	+	1 / 12

/ Thread enables quick opening with a 2/3 turn. Screw caps with larger knurls for improved grip and ease of opening / closing.

/ Sterile, individually packed screw caps: standard (item no. 383361) and filter (item no. 383382).



Roller Bottles

Polyethylene Terephthalate (PET)

- / For adherent cell culture
- / Certified USP Class VI end product testing
- / With standard screw cap

STERILE	FREE OF detectable DNase	FREE OF detectable human DNA	FREE OF detectable RNase	non-cytotoxic	non-pyrogenic
---------	--------------------------	------------------------------	--------------------------	---------------	---------------

Flask design: 1X, Height: 276 mm, Ø: 116 mm, Growth area: 850 cm², Graduation: yes, Raw material: PET, Surface: smooth, Total volume: 2,300 ml, Cap design: screw cap

Item No.	Cap Colour	Graduation Colour	Sterile	Qty. inner / outer
680160	● blue		+	1 / 18
680170	● blue		+	- / 30
680180	● blue	● black	+	1 / 18



/ Watch our video:



CELLDISC CELL CULTURE DEVICE

CELLdisc is a multilayer cell culture device covering a range of 250 cm² to 10,000 cm² growth area. The innovative ergonomic design provides a versatile system from research scale to industrial batches with a 40 % higher surface/volume ratio than conventional multilayer systems.

A centrally located ventilation channel assures uniform distribution of gas throughout the device whereas the wide opening port simplifies manual filling. The compact and robust cylindrical device is ideally suited for automation and upscaling of cell

cultures. For the connection of the individual layers a proprietary, particle, and adhesive free assembly technique is used and the complete end product is USP Class VI certified.

To guarantee an ideal cell culture environment CELLdisc is provided with two surface treatments: Beside the **TC surface** for standard cells and applications CELLdisc is also available with the **Advanced TC surface**, improving cultivation of sensitive cells, even under restricted growth conditions and increasing cellular adhesion, proliferation and transfection rates.

- / Mass Cell Culture
- / Antibody, virus and vaccine production
- / Production of recombinant or therapeutic proteins



CELLdisc

1 / 4 / 8 / 12 / 16 / 24 / 40 Layers

- / 40 % higher surface/volume ratio than comparable systems
- / Easy operation and minimal space occupation
- / Media exchange without contact to cell layers

STERILE

FREE OF
detectable
DNase

FREE OF
detectable
human DNA

FREE OF
detectable
RNase

non-
cytotoxic

non-
pyrogenic

Ø: 200 mm, Raw material: PS, Cap design: screw cap

Item No.	Layers	Height	Growth area	Surface treatment	Cap Colour	Working volume	Sterile	Qty. inner / outer
678101	1	61 mm	250 cm ²	TC	● red	15 ml - 50 ml	+	1 / 8
678104	4	93 mm	1,000 cm ²	TC	● red	60 ml - 200 ml	+	1 / 4
678108	8	135 mm	2,000 cm ²	TC	● red	120 ml - 400 ml	+	1 / 3
678112	12	177 mm	3,000 cm ²	TC	● red	180 ml - 600 ml	+	1 / 2
678116	16	220 mm	4,000 cm ²	TC	● red	240 ml - 800 ml	+	1 / 2
678124	24	304 mm	6,000 cm ²	TC	● red	360 ml - 1,200 ml	+	1 / 2
678140	40	474 mm	10,000 cm ²	TC	● red	600 ml - 2,000 ml	+	- / 1
678904	4	93 mm	1,000 cm ²	Advanced TC	● blue	60 ml - 200 ml	+	1 / 4
678908	8	135 mm	2,000 cm ²	Advanced TC	● blue	120 ml - 400 ml	+	1 / 3
678912	12	177 mm	3,000 cm ²	Advanced TC	● blue	180 ml - 600 ml	+	1 / 2
678916	16	220 mm	4,000 cm ²	Advanced TC	● blue	240 ml - 800 ml	+	1 / 2
678924	24	304 mm	6,000 cm ²	Advanced TC	● blue	360 ml - 1,200 ml	+	1 / 2
678940	40	474 mm	10,000 cm ²	Advanced TC	● blue	600 ml - 2,000 ml	+	- / 1



CELLdisc
External Filter

- / Triple-packed CELLdiscs, pre-assembled with external filters
- / USP VI certified venting filters, manufactured with reinforced hydrophobic PTFE membranes
- / A defined pore size of 0.2 µm prevents contamination and ensures sufficient airflow to the cells

STERILE	FREE OF detectable DNase	FREE OF detectable human DNA	FREE OF detectable RNase	non-cytotoxic	non-pyrogenic
NEW					

Feature: External Filter, Ø: 200 mm, Raw material: PS, Surface treatment: TC, Cap design: screw cap

Item No.	Layers	Height	Growth area	Cap Colour	Working volume	Sterile	Qty. inner / outer
678101-EXF	1	61 mm	250 cm ²	● red	15 ml - 50 ml	+	1 / 4
678104-EXF	4	93 mm	1,000 cm ²	● red	60 ml - 200 ml	+	1 / 3
678108-EXF	8	135 mm	2,000 cm ²	● red	120 ml - 400 ml	+	1 / 2
678112-EXF	12	177 mm	3,000 cm ²	● red	180 ml - 600 ml	+	1 / 2
678116-EXF	16	220 mm	4,000 cm ²	● red	240 ml - 800 ml	+	1 / 2
678124-EXF	24	304 mm	6,000 cm ²	● red	360 ml - 1,200 ml	+	1 / 2
678140-EXF	40	474 mm	10,000 cm ²	● red	600 ml - 2,000 ml	+	- / 1

/ Assembled product is sterilized (SAL 10⁻⁶) to reduce risk of contamination



CELLdisc Closed Filling Caps

- / Triple-packed CELLdiscs, pre-assembled with external filters and closed filling cap
- / Choice of single tubing (CF1) or double tubing (CF2) depending on desired emptying process
- / Tubing with MPC type connector for quick and safe connection /disconnection

STERILE	FREE OF detectable DNase	FREE OF detectable human DNA	FREE OF detectable RNase	non-cytotoxic	non-pyrogenic
---------	--------------------------	------------------------------	--------------------------	---------------	---------------

Ø: 200 mm, Raw material: PS, Surface treatment: TC, Cap design: screw cap

Item No.	Feature	Layers	Height	Growth area	Cap Colour	Working volume	Sterile	Qty. inner / outer
678101-CF1	hose connector without Dip-In	1	61 mm	250 cm ²	● red	15 ml - 50 ml	+	1 / 4
678104-CF1	hose connector without Dip-In	4	93 mm	1,000 cm ²	● red	60 ml - 200 ml	+	1 / 3
678104-CF2	hose connector with Dip-In	4	93 mm	1,000 cm ²	● red	60 ml - 200 ml	+	1 / 3
678108-CF1	hose connector without Dip-In	8	135 mm	2,000 cm ²	● red	120 ml - 400 ml	+	1 / 2
678108-CF2	hose connector with Dip-In	8	135 mm	2,000 cm ²	● red	120 ml - 400 ml	+	1 / 2
678112-CF1	hose connector without Dip-In	12	177 mm	3,000 cm ²	● red	180 ml - 600 ml	+	1 / 2
678112-CF2	hose connector with Dip-In	12	177 mm	3,000 cm ²	● red	180 ml - 600 ml	+	1 / 2
678116-CF1	hose connector without Dip-In	16	220 mm	4,000 cm ²	● red	240 ml - 800 ml	+	1 / 2
678116-CF2	hose connector with Dip-In	16	220 mm	4,000 cm ²	● red	240 ml - 800 ml	+	1 / 2
678124-CF1	hose connector without Dip-In	24	304 mm	6,000 cm ²	● red	360 ml - 1,200 ml	+	1 / 2
678124-CF2	hose connector with Dip-In	24	304 mm	6,000 cm ²	● red	360 ml - 1,200 ml	+	1 / 2
678140-CF1	hose connector without Dip-In	40	474 mm	10,000 cm ²	● red	600 ml - 2,000 ml	+	- / 1
678140-CF2	hose connector with Dip-In	40	474 mm	10,000 cm ²	● red	600 ml - 2,000 ml	+	- / 1

/ Assembled product is sterilized (SAL 10⁻⁶) to reduce risk of contamination



CELLhandle

- / Gripping device for easy lifting and emptying of large-sized CELLdisc
- / Enables single-hand usage

Item No.	Qty. inner / outer
878074	- / 1



CELLstage Filling Accessory

- / Available for CELLdisc 4-24 layers and CELLdisc 40 layers
- / Creates the optimum angle and position for CELLdisc filling
- / Stainless steel allows multiple sterilization methods
- / Suitable for left- and right handed users



Item No.	Description	Qty. inner / outer
878072	for CD4 - CD24	- / 1
878073	for CD40	- / 1



CELLlevator

Easy and secured CELLdisc stacking

- / Maximum loading capacity 8 kg
- / Space saving storage
- / Autoclavable (120 °C, 2 bar)

Item No.	Qty. inner / outer
878071	1 / 9

/ For more information please see instruction for use No. F073253 on www.gbo.com



CELLring

Levelling ring

- / Ensures exact planar positioning of CELLdisc

Item No.	Qty. inner / outer
878075	- / 3



In 3D cell culture, cells form in a spatial orientation - similar to the body. This enables, for example, the replacement of animal experiments and - usually as high-throughput screening - research on drugs, stem cells and tumor development.

3D CELL CULTURE

/	CELLSTAR® Cell Culture Vessels Cell-Repellent Surface	74
	Cell Culture Dishes Cell-Repellent Surface	75
	Cell Culture Flasks Cell-Repellent Surface	75
	Multiwell Plates / Microplates Cell-Repellent Surface.....	76
/	Magnetic 3D Cell Culture	77
	Spheroid Bioprinting 96 Well.....	78
	Spheroid Bioprinting 384 Well.....	78
	Magnetic Levitation 6 / 24 Well	79
	Screening & Imaging 96 / 384 Well	80
	Consumables / Accessories Magnetic 3D Cell Culture.....	81
/	ThinCert® Cell Culture Inserts For 6, 12 and 24 Well Multiwell Plates.....	82
	ThinCert® Cell Culture Inserts 6 Well.....	83
	ThinCert® Cell Culture Inserts 12 Well	83
	ThinCert® Cell Culture Inserts 24 Well.....	84
	ThinCert® Plate 6 / 12 Well.....	85



- / Forum No. 17: CELLSTAR® Cell Culture Vessels with Cell-Repellent Surface (F073777)
- / Application Report „Advantage of CELLSTAR® Cell Culture Vessels with Cell-Repellent Surface for 3-D Cell Culture in Hydrogels“ (F073792)


CELLSTAR® CELL CULTURE VESSELS CELL-REPELLENT SURFACE

Cell culture is an essential tool in drug discovery, tissue engineering, toxicology testing, stem cell research, as well as in basic research.

Beside conventional two-dimensional (2D) monolayer cell culture, 3D cell culture models are becoming a routine tool which enables the expression of extracellular matrix (ECM) components as well as the formation of cell-cell and cell-matrix interactions. These characteristics are important for replicating

in-vivo cell differentiation, proliferation, and function *in vitro*. Greiner Bio-One developed CELLSTAR® cell culture vessels with cell-repellent surface specifically for culturing in 3D. The cell-repellent surface effectively prevents cell adherence and therefore can promote the spontaneous formation of three-dimensional spheroids. Cell culture vessels with cell-repellent surface are also ideal platforms for long-term cultivation in hydrogels.

- / Spheroid and organoid culture
- / Aggregation of stem cells
- / Suspension culture of semi-adherent/adherent cell lines
- / 3D culture in hydrogels




Cell Culture Dishes Cell-Repellent Surface

Cell culture vessels with cell-repellent surface reliably prevent cell attachment in suspension cultures of semi adherent / adherent cell lines where standard hydrophobic surfaces generally used for suspension culture are insufficient.



Raw material: PS, Surface treatment: cell-repellent, Vent neck: yes

Item No.	Height	Ø nominal size	Working volume	Total volume	Sterile	Qty. inner / outer
627979	10 mm	35 mm	≤3 ml	10 ml	+	10 / 40
628979	15 mm	60 mm	6 ml - 7 ml	28 ml	+	10 / 20
664970	20 mm	100 mm	16 ml - 17 ml	100 ml	+	1 / 5



Cell Culture Flasks Cell-Repellent Surface

A cell-repellent surface reliably prevent cell attachment in suspension cultures of semi-adherent and adherent cell lines where standard hydrophobic surfaces generally used for suspension culture are insufficient.



Raw material: PS, Surface treatment: cell-repellent

Item No.	Flask design	Cap Colour	Total volume	Cap design	Sterile	Qty. inner / outer
690980	flat	○ white	50 ml	screw cap	+	10 / 20
690985	flat	○ white	50 ml	filter screw cap	+	10 / 20
658980	flat	○ white	250 ml	screw cap	+	5 / 15
658985	flat	○ white	250 ml	filter screw cap	+	5 / 15
660980	flat	○ white	550 ml	screw cap	+	5 / 5
660985	flat	○ white	550 ml	filter screw cap	+	5 / 5
661980	high	○ white	650 ml	screw cap	+	4 / 4
661985	high	○ white	650 ml	filter screw cap	+	4 / 4



Multiwell Plates / Microplates Cell-Repellent Surface

- / 6 / 24 / 48 well multiwell plates available
- / 96 / 384 well plates with various well geometries and optional μ Clear® film bottom



Raw material: PS, Surface treatment: cell-repellent

Item No.	Well format	Well profile	Bottom	Product colour	Total volume (Well)	Working volume (well)	Lid	Sterile	Qty. inner / outer
657970	6	F-bottom	solid	○ clear	16.1 ml	2 ml - 5 ml	condensation rings	+	1 / 5
662970	24	F-bottom	solid	○ clear	3.3 ml	0.5 ml - 1.5 ml	condensation rings	+	1 / 5
677970	48	F-bottom	solid	○ clear	1.7 ml	0.5 ml - 1 ml	condensation rings	+	1 / 5
650970	96	U-bottom	solid	○ clear	323 μ l	40 μ l - 280 μ l	condensation rings	+	1 / 6
650979	96	U-bottom	solid	○ clear	323 μ l	40 μ l - 280 μ l	condensation rings	+	8 / 32
651970	96	V-bottom	solid	○ clear	234 μ l	40 μ l - 200 μ l	condensation rings	+	1 / 6
655970	96	F-bottom / Chimney Well	solid	○ clear	392 μ l	25 μ l - 340 μ l	condensation rings	+	1 / 6
655976	96	F-bottom / Chimney Well	μ Clear®	● black	392 μ l	25 μ l - 340 μ l	condensation rings	+	8 / 32
655976-SIN	96	F-bottom / Chimney Well	μ Clear®	● black	392 μ l	25 μ l - 340 μ l	condensation rings	+	1 / 32
781970	384	F-bottom	solid	○ clear	131 μ l	15 μ l - 110 μ l	yes	+	1 / 60
781976	384	F-bottom	μ Clear®	● black	131 μ l	15 μ l - 110 μ l	yes	+	8 / 32
781976-SIN	384	F-bottom	μ Clear®	● black	131 μ l	15 μ l - 110 μ l	yes	+	1 / 32
787979	384	U-bottom	solid	○ clear	122 μ l	10 μ l - 90 μ l	yes	+	8 / 32



- / Brochure "3D Cell Culture" (F071076)
- / For further information please refer to our microsite:



MAGNETIC 3D CELL CULTURE

- / 3D in a 2D workflow
- / Easy handling
- / Fast 3D tissue assembly
- / No sample loss
- / Scalable
- / Ready for automation

The core technology of Greiner Bio-One's Magnetic 3D Cell Culture is the magnetisation of cells with NanoShuttle-PL. The cells can be aggregated with magnetic forces, either by levitation or printing, to form structurally and biologically representative 3D models in vitro. NanoShuttle-PL consists of gold, iron oxide, and Poly-L-Lysine. These nanoparticles ($\varnothing < 50$ nm) magnetise cells by electrostatically attaching to cell membranes during an overnight static incubation. Magnetised cells will

appear peppered with dark nanoparticles after incubation.

NanoShuttle-PL is biocompatible, having no effect on metabolism, proliferation and inflammatory stress. Additionally, it does not interfere with experimental techniques, such as fluorescence or Western blotting. With magnetised spheroids, solution addition and removal are made easy by using magnetic force to hold them in a stationary position during aspiration, thereby limiting spheroid loss.



Spheroid Bioprinting

96 Well

Magnetized cells are brought together to form spheroids at the well bottom using weak magnetic forces.

Item No.	Description	Content Kit	Qty. inner / outer
655840	96 Well Bioprinting Kit, clear	NanoShuttle-PL (3 vials), Spheroid Drive, Holding Drive, 96 Well cell culture microplates (clear) with cell-repellent surface (2 x 655970)	1 / 1
655841	96 Well Bioprinting Kit, black, μ Clear [®]	NanoShuttle-PL (3 vials), Spheroid Drive, Holding Drive, 96 Well cell culture microplates (black, μ clear [®]) with cell-repellent surface (2 x 655976-SIN)	1 / 1
655850	96 Well Ring Drive	96 Well Ring Drive for the formation of 3D ring structures	1 / 1
655830	96 Well Spheroid and Holding Drive	Spheroid Drive (1), Holding Drive (1)	- / 1



Spheroid Bioprinting

384 Well

Magnetized cells are brought together to form spheroids at the well bottom using weak magnetic forces.

Item No.	Description	Content Kit	Qty. inner / outer
781840	384 Well Bioprinting Kit, clear	NanoShuttle-PL (2 vials), Spheroid Drive, Holding Drive, 384 Well cell culture microplates (clear) with cell-repellent surface (2 x 781970)	1 / 1
781841	384 Well Bioprinting Kit, black, μ Clear [®]	NanoShuttle-PL (2 vials), Spheroid Drive, Holding Drive, 384 Well cell culture microplates (black, μ clear [®]) with cell-repellent surface (2 x 781976-SIN)	1 / 1
781850	384 Well Ring Drive	384 Well Ring Drive for the formation of 3D ring structures	1 / 1

Item No.	Description	Content Kit	Qty. inner / outer
781830	384 Well Spheroid and Holding Drive	Spheroid Drive (1), Holding Drive (1)	- / 1



Magnetic Levitation 6 / 24 Well

Magnetised cells are levitated off the plate bottom by a magnet and rapidly form aggregates.

Item No.	Description	Content Kit	Sterile	Qty. inner / outer
657840	6 Well Bio-Assembler Kit	Levitation Drive, Holding Drive, NanoShuttle-PL (2 Vials), 6 Well cell culture multiwell plates (2 x 657970) and 6 Well Intermediate lid (2 x 657825) with cell-repellent surface		1 / 1
657825	6 Well Intermediate lid	Intermediate lid with cell-repellent surface	+	2 / 10
657830	6 Well Levitation and Holding Drive	Levitation Drive (1), Holding Drive (1)		- / 1
662840	24 Well Bio-Assembler Kit	Levitation Drive, Holding Drive, NanoShuttle-PL (2 Vials), 24 Well cell culture multiwell plates (2 x 662970) and 24 Well Intermediate lid (2 x 662825) with cell-repellent surface		1 / 1
662825	24 Well Intermediate lid	Intermediate lid with cell-repellent surface	+	2 / 10
662830	24 Well Levitation and Holding Drive	Levitation Drive (1), Holding Drive (1)		- / 1



Screening & Imaging

96 / 384 Well

Ideal kits for combining applications and examination methods.

Item No.	Description	Content Kit	Qty. inner / outer
655846	96 Well BiO Assay Kit	NanoShuttle-PL (3 vials), 6 Well Levitation Drive, 96 Well Spheroid, Holding and Ring Drive, 96 Well Deep Well Plate, 6 Well cell culture multiwell plates with cell-repellent surface (2 x 657970), 96 Well cell culture microplates (clear) with cell-repellent surface (2 x 655970)	1 / 1
655849	96 Well BiO Assay Kit & Imaging System	NanoShuttle-PL (3 vials), 6 Well Levitation Drive, 96 Well Spheroid, Holding and Ring Drive, 96 Well Deep Well Plate, 6 Well cell culture multiwell plates with cell-repellent surface (2 x 657970), 96 Well cell culture microplates (transparent) with cell-repellent surface (2 x 655970), Imaging Kit (657860)	1 / 1
781846	384 Well BiO Assay Kit	NanoShuttle-PL (2 vials), 6 Well Levitation Drive, 384 Well Spheroid, Holding and Ring Drive, 96 Well Deep Well plate, 6 Well cell culture multiwell plates with cell-repellent surface (2 x 657970), 384 Well cell culture microplates (clear) with cell-repellent surface (2 x 781970)	1 / 1
781849	384 Well BiO Assay Kit & Imaging System	NanoShuttle-PL (2 vials), 6 Well Levitation Drive, 384 Well Spheroid, Holding and Ring Drive, 96 Well Deep Well plate, 6 Well cell culture multiwell plates with cell-repellent surface (2 x 657970), 384 Well cell culture microplates (clear) with cell-repellent surface (2 x 781970), Imaging Kit (657860)	1 / 1



Consumables / Accessories

Magnetic 3D Cell Culture

- / NanoShuttle-PL consists of gold, iron oxide and Poly-L-Lysine
- / MagPen is a magnetic tool to pick up the spheroids

Item No.	Description	Content Kit	Qty. inner / outer
657841	NanoShuttle-PL	600 µl vials of NanoShuttle-PL (1)	- /1
657843	NanoShuttle-PL 3-pack	600 µl vials of NanoShuttle-PL (3)	- /3
657846	NanoShuttle-PL 6-pack	600 µl vials of NanoShuttle-PL (6)	- /6
657852	NanoShuttle-PL 12-pack	600 µl vials of NanoShuttle-PL (12)	- /12
657847	NanoShuttle-PL 6-pack with free iPod	NanoShuttle-PL (6), free iPod (with purchase of either 655849 or 781849)	- /1
657860	Imaging Kit	Imaging System, Light Pad, Cooling Fan	- /1
657850	MagPen 3-pack	Teflon caps (3), magnets (3)	- /3



- / Forum No. 8: ThinCert® cell culture products - Overview (F073017)
- / Application Note „Immuno cytochemistry“(F073100)
- / For further information and application notes please refer to our website: www.gbo.com

THINCERT® CELL CULTURE INSERTS FOR 6, 12 AND 24 WELL MULTIWELL PLATES

For advanced cell and tissue culture applications, Greiner Bio-One offers a broad range of membrane supports - ThinCert®.

Combining 6 different membrane specifications (pore size and density) in geometries to fit 6, 12 and 24 well plates, the ThinCert® cell culture inserts are suitable for a wide range of applications including transport, secretion and diffusion studies, migrational experiments, cytotoxicity testing, co-cultures, trans epithelial electric resist-

ance (TEER) measurements, as well as primary cell culture.

ThinCert® cell culture inserts are compatible with standard CELLSTAR® multiwell plates from Greiner Bio-One, and are pre-packed together with the requisite number of plates. The automated production process includes double optical control of each insert produced, ensuring that any biological contamination is avoided. The sterility of the single blisterpacked inserts and multiwell plates is ensured by irradiation.

- / Stable clear polystyrene housing
- / Sealed PET capillary pore membrane
- / Pre-configured multiwell plates with ThinCert® cell culture inserts available on request

**ThinCert® Cell Culture Inserts****6 Well**

- / Hanging geometry
- / Improved cell adhesion through physical surface treatment
- / Simplified pipetting due to self-lift geometry
- / Enhanced pipetting access and gas exchange

STERILE

FREE OF
detectable
DNaseFREE OF
detectable
human DNAFREE OF
detectable
RNase
 non-
cytotoxic

 non-
pyrogenic

Feature: 4 multiwell plates / box, Height: 16.25 mm, Ø internal: 24.85 mm, Ø external: 27.85 mm, Cultural surface: 452.4 mm², Surface treatment: TC, Working volume (ThinCert®): 1 ml - 3.6 ml, Working volume (well): 2 ml - 4.15 ml

Item No.	Pore density	Ø pore	Optical membrane properties	Sterile	Qty. inner / outer
657640	1 x 10 ⁸ cm ²	0.4 µm	translucent	+	1 / 24
657641	2 x 10 ⁶ cm ²	0.4 µm	clear	+	1 / 24
657610	2 x 10 ⁶ cm ²	1 µm	clear	+	1 / 24
657630	0,6 x 10 ⁶ cm ²	3 µm	clear	+	1 / 24
657631	2 x 10 ⁶ cm ²	3 µm	translucent	+	1 / 24
657638	0,15 x 10 ⁶ cm ²	8 µm	translucent	+	1 / 24

**ThinCert® Cell Culture Inserts****12 Well**

- / Hanging geometry
- / Improved cell adhesion through physical surface treatment
- / Simplified pipetting due to self-lift geometry
- / Enhanced pipetting access and gas exchange

STERILE

FREE OF
detectable
DNaseFREE OF
detectable
human DNAFREE OF
detectable
RNase
 non-
cytotoxic

 non-
pyrogenic

Feature: 4 multiwell plates / box, Height: 16.25 mm, Ø internal: 13.85 mm, Ø external: 15.85 mm, Cultural surface: 113.1 mm², Surface treatment: TC, Working volume (ThinCert®): 0.3 ml - 1 ml, Working volume (well): 1 ml - 2 ml

Item No.	Pore density	Ø pore	Optical membrane properties	Sterile	Qty. inner / outer
665640	1 x 10 ⁸ cm ²	0.4 µm	translucent	+	1 / 48
665641	2 x 10 ⁶ cm ²	0.4 µm	clear	+	1 / 48
665610	2 x 10 ⁶ cm ²	1 µm	clear	+	1 / 48

3D Cell Culture

ThinCert® Cell Culture Inserts For 6, 12 and 24 Well Multiwell Plates

Item No.	Pore density	Ø pore	Optical membrane properties	Sterile	Qty. inner / outer
665630	$0,6 \times 10^6 \text{ cm}^2$	3 µm	clear	+	1 / 48
665631	$2 \times 10^6 \text{ cm}^2$	3 µm	translucent	+	1 / 48
665638	$0,15 \times 10^6 \text{ cm}^2$	8 µm	translucent	+	1 / 48



ThinCert® Cell Culture Inserts 24 Well

- / Hanging geometry
- / Improved cell adhesion through physical surface treatment
- / Simplified pipetting due to self-lift geometry
- / Enhanced pipetting access and gas exchange

STERILE

FREE OF
detectable
DNase

FREE OF
detectable
human DNA

FREE OF
detectable
RNase

 non-
cytotoxic

 non-
pyrogenic

Feature: 2 multiwell plates / box, Height: 16.25 mm, Ø internal: 8.4 mm, Ø external: 10.4 mm, Cultural surface: 33.6 mm^2 , Surface treatment: TC, Working volume (ThinCert®): 0.1 ml - 0.35 ml, Working volume (well): 0.4 ml - 1.2 ml

Item No.	Pore density	Ø pore	Optical membrane properties	Sterile	Qty. inner / outer
662640	$1 \times 10^8 \text{ cm}^2$	0.4 µm	translucent	+	1 / 48
662641	$2 \times 10^6 \text{ cm}^2$	0.4 µm	clear	+	1 / 48
662610	$2 \times 10^6 \text{ cm}^2$	1 µm	clear	+	1 / 48
662630	$0,6 \times 10^6 \text{ cm}^2$	3 µm	clear	+	1 / 48
662631	$2 \times 10^6 \text{ cm}^2$	3 µm	translucent	+	1 / 48
662638	$0,15 \times 10^6 \text{ cm}^2$	8 µm	translucent	+	1 / 48

**ThinCert® Plate****6 / 12 Well**

- / Optimised for use with ThinCert® cell culture inserts
- / Deep wells for an increased volume of medium in air-lift culture
- / Notches for fixed insert position
- / Available in 6 and 12 well format

STERILE

FREE OF
detectable
DNaseFREE OF
detectable
human DNAFREE OF
detectable
RNase
 non-
cytotoxic

 non-
pyrogenic

Height: 39.5 mm, Length: 129.5 mm, Width: 86.6 mm, Lid: condensation rings

Item No.	Well format	Working volume (well)	Sterile	Qty. inner / outer
657110	6	≤20 ml	+	1 / 50
665110	12	≤4 ml	+	1 / 60



Microscopy is a basic and important method, which is often used in research as well as in medical diagnostics. For this purpose, Greiner Bio-One offers a variety of tailor-made solutions, which guarantee optimal basic conditions for microscopic experiments.

PRODUCTS FOR MICROSCOPY

- / CELLview Dish Cell Culture Dish with
Glass Bottom 92
CELLview Dish93

- / CELLview Slide Cell Culture Slide with
Glass Bottom 94
CELLview Slide95

- / CELLview Plate Cell Culture Plate with
Glass Bottom 96
CELLview Plate97

- / SCREENSTAR Microplates 98
SCREENSTAR Microplates 96 / 384 / 1536 Well.99

- / SensoPlate Glass Bottom Microplates .100
SensoPlate Glass Bottom Plates 24 /96 / 384 /
1536 Well.....101

**PRODUCTS
FOR
MICROSCOPY**

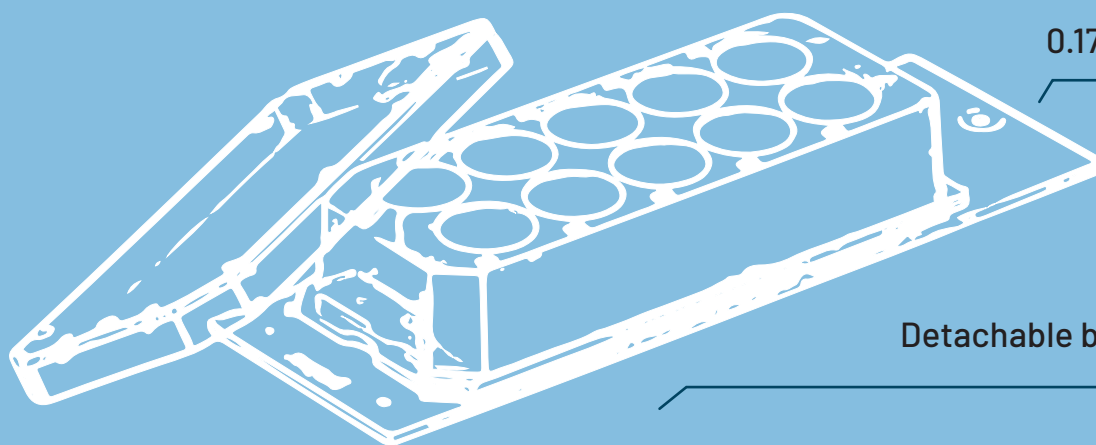
Well distance equal to a
96 well microplate

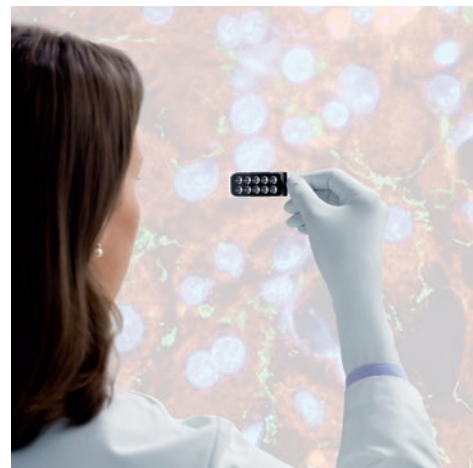
Positioning notch
for automated
microscopy in well A1

0.17 mm borosilicate glass

Detachable black upper housing

10 wells with
alphanumeric coding





PRODUCTS FOR MICROSCOPY

Technological progression in confocal microscopy, optical systems and emerging technologies continues to elevate microscopy as one of the most powerful tools in cell biology. With its advantages for molecular selectivity and capability of live observation, fluorescence microscopy currently is among the most widely used approaches for high-resolution, non-in-

vasive imaging of living cells. Depending on the complexity of live cell imaging experiments and the requirements of the corresponding microscope, the requirements for the utilised disposables can be as comprehensive. Greiner Bio One's imaging consumables are tailored solutions to provide optimal basic settings for your microscopic experiment.

FEATURES:

- / **Maximal light transmission**
- / **Innovative design for maximal planarity**
- / **Reduced meniscus effect**
- / **Optimal cell attachment and viability**



CELLview Products
Tailored solutions
to provide optimal
basic settings for
your microscopic
experiment

CELLview products combine the convenience of a plastic disposable with the high optical quality of a 0.17 mm thin cover glass bottom, providing superior high-resolution microscopic images of in-vitro cultures. The specific design with the embedded cover glass bottom guarantees a single-plane, flat bottom with a consistent working distance, maximal planarity and optimal thermal conductivity in heated platforms.

SCREENSTAR microplates with a 0.19 mm cycloolefin film bottom are suitable for sophisticated microscopic applications, in high content screening (HCS) or high-resolution microscopy with water and oil immersion objectives. Cycloolefins possess excellent optical features and display a low background in the lower UV, with a refractive index and focus background comparable to glass.





SCREENSTAR

The optimised microplate geometry and the recessed bottom facilitate imaging of all peripheral wells even with immersion objectives

μClear® film bottom plates with a 0.19 mm polystyrene film bottom can also be applied for microscopic applications, as the thickness fits into the tolerance window of most microscopic objectives and does not require any special adaptations

or corrective lenses. Depending on the wavelength of the analysed probes excellent images can be achieved due to Greiner Bio One's optical quality of the polystyrene film bottom.



CELLview Products

Dishes, slides and plates with 0.17 mm thin cover glass bottom for superior high-resolution microscopic images of in-vitro cultures.



SCREENSTAR Microplates

96 / 384 / 1536 well plates with a 0.19 mm thin cycloolefin film bottom for sophisticated microscopic applications, in high content screening or high-resolution microscopy.



SensoPlate Glass Bottom Plates

Glass bottom plates without surface treatment for fluorescence correlation spectroscopy and microscopic applications.



- / Application Note
„Protein localisation
using confocal laser
scanning microscopy“
(F073101)
- / Application Note
„Live cell imaging on
Golgi morphology using
the CELLview dish“
(F074048)

CELLVIEW DISH CELL CULTURE DISH WITH GLASS BOTTOM

CELLview Dish combines the convenience of a standard size 35 mm disposable plastic cell culture dish with the optical quality of glass, providing superior high-resolution microscopic images of in-vitro cultivated cultures.

It is made from high-grade polystyrene combined with an integrated glass bottom. The innovative design of the dish provides a single-plane, flat bottom with a consistent working distance and maximal planarity. Moreover, the dish bottom configuration facilitates optimal thermal conductivity and avoids thermal variations in heated platforms

used for live cell imaging. The subdivided version of CELLview Dish enables simultaneous multiplex analyses of different cell lines, various stimulations or diverse transfections. Quartering the cell culture dish provides four individual compartments with a growth area of approximately 1.9 cm², allowing minimisation of cells and reagents required per individual assay. In addition to the untreated glass surface, Greiner Bio-One provides a tissue culture surface as well as the Advanced TC surface modification to enhance the attachment of adherent cells, thus eliminating the need for protein coating.

- / TC and Advanced TC surface modification available
- / Maximal spectral transmission
- / No autofluorescence, no depolarisation of light



CELLview Dish

The CELLview cell culture dish combines the convenience of a standard size 35 mm disposable plastic cell culture dish with the optical quality of glass, providing superior high-resolution microscopic images of *in-vitro* cultivated cultures.

/ Embedded glass bottom for maximal planarity

STERILE	FREE OF detectable DNase	FREE OF detectable human DNA	FREE OF detectable RNase	non-cytotoxic	non-pyrogenic
---------	--------------------------	------------------------------	--------------------------	---------------	---------------

Height: 10 mm, Ø: 35 mm, Bottom: glass, Vent nock: yes

Item No.	Compartment	Growth area	Growth area / unit	Surface treatment	Working volume	Total volume	Total volume (Well)	Working volume (well)	Sterile	Qty. inner / outer
627861	1	8.7 cm ²		untreated	2.5 ml - 5 ml	10 ml			+	10 / 40
627860	1	8.7 cm ²		TC	2.5 ml - 5 ml	10 ml			+	10 / 40
627965	1	8.7 cm ²		Advanced TC	2.5 ml - 5 ml	10 ml			+	10 / 40
627871	4		1.9 cm ²	untreated			1.5 ml	0.1 ml - 0.5 ml	+	10 / 40
627870	4		1.9 cm ²	TC			1.5 ml	0.1 ml - 0.5 ml	+	10 / 40
627975	4		1.9 cm ²	Advanced TC			1.5 ml	0.1 ml - 0.5 ml	+	10 / 40

/ Application Note „Protein localisation using confocal laser scanning microscopy“(F073101)

/ Application Note „Live cell imaging on Golgi morphology using the CELLview dish“(F074048)



/ For further information, please refer to our website: www.gbo.com



CELLVIEW SLIDE CELL CULTURE SLIDE WITH GLASS BOTTOM

CELLview Slide consists of a transparent slide with a black upper housing that effectively subdivides the slide into 10 compartments, which have been designed to mimic the size and layout of a standard 96 well microplate. Because of this standard layout, the slide is compatible with multichannel pipettes making it simple and efficient to use. Furthermore, the round well design helps to reduce meniscus effects for optimum results in cell culture and microscopic analysis. The slide has a 0.17 mm thin cover glass embedded

in its bottom for improved optical clarity and imaging. Embedding the cover glass guarantees an even focal plane which is a prerequisite for all high-speed and high-resolution microscopy applications. Furthermore, the black upper housing reduces cross talk between adjacent wells during fluorescence microscopy and the optical glass, which exhibits virtually no autofluorescence, allows for maximum spectral transmission without depolarisation of transmitted light.

- / 10 wells with alphanumeric coding
- / Black detachable compartmentalization
- / Well distance is equal to a 96 well microplate
- / Positioning notch for automated microscopy
- / Highly transparent achromatic borosilicate glass bottom



CELLview Slide

- / 10 wells with alphanumeric coding
- / Positioning notch for automated microscopy
- / Black detachable compartmentalization
- / Reduced meniscus effect due to round well design
- / Glass thickness: 0.17 mm

STERILE	FREE OF detectable DNase	FREE OF detectable human DNA	FREE OF detectable RNase	non-cytotoxic	non-pyrogenic
---------	--------------------------	------------------------------	--------------------------	---------------	---------------

Well format: 10, Height: 12.6 mm, Length: 75 mm, Width: 25 mm, Growth area / unit: 34 mm², Bottom: glass, Total volume (Well): 440 µl

Item No.	Surface treatment	Sterile	Qty. inner / outer
543078	TC	+	1 / 20
543079	TC	+	5 / 45
543978	Advanced TC	+	1 / 20
543979	Advanced TC	+	5 / 45

/ Sample packs are available on request.



- / For plates with an optical cycloolefin film bottom, please refer to our SCREENSTAR plates in this chapter.

CELLVIEW PLATE

CELL CULTURE PLATE WITH GLASS BOTTOM

CELLview glass bottom microplates are designed for demanding and high-resolution microscopic applications.

They consist of a cycloolefin-based black frame with a 0.17 mm thin borosilicate glass bottom providing superior images of in-vitro cultures. The optimised microplate geometry and

the recessed bottom facilitate imaging of all peripheral wells even with immersion objectives. The round conical well design reduces the meniscus effect in order to assure equal cellular distribution and constant imaging results. An appropriate surface treatment improves cellular attachment and growth.

- / Outstanding image quality and resolution
- / Cycloolefin-based frame with 0.17 mm glass bottom
- / Excellent optical transparency
- / Recessed well bottom facilitating the use of lenses with low working distance and high aperture
- / Compatible with advanced confocal microscopic systems



CELLview Plate

- / For outstanding image quality and resolution
- / Recessed well bottom facilitating the use of objectives with low working distance
- / Ditch at the perimeter can be filled with liquid to minimise edge effects and evaporation
- / Compatible with advanced automated microscopic systems

STERILE	FREE OF detectable DNase	FREE OF detectable human DNA	FREE OF detectable RNase	non-cytotoxic	non-pyrogenic
---------	--------------------------	------------------------------	--------------------------	---------------	---------------

Well format: 96, Growth area / unit: 33 mm², Well profile: F-bottom / Chimney Well, Bottom: glass, Raw material: COP, Working volume (well): 25 µl - 440 µl, Lid: yes

Item No.	Surface treatment	Product colour	Sterile	Qty. inner / outer
655891	TC	● black	+	1 / 16
655981	Advanced TC	● black	+	1 / 16



/ Forum No. 15:
SCREENSTAR: A new
1536 Well Microplate
for High Content
and High-Through-
put-Screening
(F073120)

SCREENSTAR MICROPLATES

SCREENSTAR are specialised microplates for sophisticated microscopic applications, in high content screening (HCS) or high-resolution microscopy with water and oil immersion objectives.

They combine outstanding glass-like optical properties with an excellent surface for adherent cell culture. Moreover, the plates display ex-

cellent optical properties with reduced autofluorescence in the lower UV range, low birefringence and a refractive index of 1.53 comparable to glass. SCREENSTAR microplates enable complete periphery access for high magnification objectives. They are entirely manufactured out of cycloolefin with a black pigmented cycloolefin frame and a 190 µm ultraclear cycloolefin film bottom.

- / 96 / 384 / 1536 well format
- / For sophisticated microscopic applications and high content screening
- / Highly transparent cycloolefin film bottom
- / Adherent TC surface treatment



SCREENSTAR Microplates

96 / 384 / 1536 Well

- / For sophisticated microscopic applications and high content screening
- / Highly transparent cycloolefin film bottom
- / Adherent TC surface treatment

STERILE	FREE OF detectable DNase	FREE OF detectable human DNA	FREE OF detectable RNase	non-cytotoxic	non-pyrogenic
---------	--------------------------	------------------------------	--------------------------	---------------	---------------

Bottom: Cycloolefin film, Raw material: COP, Surface treatment: TC

Item No.	Well format	Growth area / unit	Well profile	Product colour	Working volume (well)	Lid	Sterile	Qty. inner / outer
655866	96	33 mm ²	F-bottom / Chimney Well	● black	25 µl - 440 µl	yes	+	1 / 16
781866	384	8.1 mm ²	F-bottom	● black	10 µl - 110 µl	yes	+	8 / 32
789866	1536	2.1 mm ²	F-bottom	● black	3 µl - 15 µl	no	+	17 / 68

/ Forum No. 15: SCREENSTAR: A new 1536 Well Microplate for High Content and High-Throughput-Screening(F073120)



/ For further information, please refer to our website: www.gbo.com



SENSOPLATE GLASS BOTTOM MICROPLATES

The research of biomolecular processes on the level of single molecules and in volume ranges equivalent to the size of a single bacterium is of immense importance, both in basic research and in industrial high-throughput screening. The combination of modern confocal optics, new fluorescent dyes, sensitive photomultipliers and improved data processing has revolutionised the technique of fluorescence correlation spectroscopy (FCS). Over the past few years this has led to its widespread application, and alongside the tech-

nological advances in hardware development, Greiner Bio-One worked hand-in-hand with customers and instrument suppliers to develop the glass bottom microplates. These better satisfy the requirements of fluorescence correlation spectroscopy with regards to optical clarity and deformation when compared to standard polystyrene plates.

The SensoPlate family was developed in a complete product line consisting of 24, 96, 384 and 1536 well glass bottom formats.

- / For fluorescence correlation spectroscopy and microscopic applications
- / 24 / 96 / 384 / 1536 well format
- / Black frame with highly transparent glass bottom
- / Glass bottom thickness of 175 μm is equivalent to the light path of standard coverslips
- / Sterile, with lid and single-packed

SensoPlate Glass Bottom Plates

24 / 96 / 384 / 1536 Well



- / For fluorescence correlation spectroscopy and microscopic applications
- / 24 / 96 / 384 / 1536 well format
- / Black frame with highly transparent glass bottom
- / Glass bottom thickness of 175 µm is equivalent to the light path of standard coverslips
- / Sterile, with lid and single-packed

Well profile: F-bottom, Bottom: glass, Raw material: PS, Surface treatment: untreated, Lid: yes

Item No.	Well format	Product colour	Plate geometry	Working volume (well)	Sterile	Qty. inner / outer
662892	24	● black		0.5 ml - 1.5 ml	+	1 / 12
655892	96	● black		25 µl - 340 µl	+	1 / 16
781892	384	● black		10 µl - 130 µl	+	1 / 16
783892	1536	● black	LoBase	3 µl - 10 µl	+	1 / 16



Greiner Bio-One offers a comprehensive range of tubes and multipurpose beakers for various applications. The vessels are available in different materials, with and without caps and with labelling options.

TUBES / MULTIPURPOSE BEAKERS

/ Tubes without closures	104
Tube Polystyrene	105
Tube Polypropylene	105
Grip Stopper	106
Tube Polypropylene for Storage Box	106
/ Tubes with closures	107
Centrifuge Tube Polypropylene - 15 ml	108
Centrifuge Tube Polypropylene - 50 ml	109
CELLreactor	110
Tubes with closures Polystyrene	110
Tube Two-Position Vent Stopper	111
/ Separation Tubes	112
Leucosep 12 ml and 50 ml	113
OncoQuick®	113
/ Multipurpose Containers / Beakers	114
Multipurpose Containers Polystyrene.....	115
Multipurpose Beaker Polypropylene	116
Containers for Plant Cultures Polystyrene	116
Drosophila Containers	117



- / For the max. relative centrifugal force (RCF) and the chemical/thermal resistance of our tubes please refer to the technical appendix.


TUBES WITHOUT CLOSURES

The range of Greiner Bio-One tubes is very versatile and meets a wide variety of different demands.

Our tubes are made of different materials: **Polystyrene (PS)** is ideally suited for optical measurements as a result of its high clarity.

Polypropylene (PP) is recommended for the storage of chemical and biological samples due to its thermal, mechanical and chemical resistance. Greiner Bio-One tubes without closure are available with round bottom. In addition, it is possible to order appropriate closures in the form of grip stoppers and screw caps.

- / With round or conical bottom
- / With or without skirt
- / Available in polystyrene or polypropylene

**Tube****Polystyrene**

- / High transparency
- / Available in different sizes and packaging units

Raw material: PS, Bottom shape: round

Item No.	Height	Ø	Working volume	Nominal volume	Qty. inner / outer
112101	55 mm	12 mm	≤3 ml	4 ml	240 / 3,600
115101	75 mm	12 mm	≤4 ml	5 ml	250 / 2,000
136101	100 mm	14 mm	≤8 ml	10 ml	- / 1,400
160101	100 mm	16 mm	≤10.5 ml	12 ml	- / 1,600
187101	100 mm	17 mm	≤12 ml	14 ml	- / 1,500
169101	152 mm	16 mm	≤18 ml	20 ml	- / 1,500

**Tube****Polypropylene**

- / Suited for sample storage
- / Thermal, chemical and mechanical stability
- / Available in different sizes and packaging units

Raw material: PP, Bottom shape: round

Item No.	Height	Ø	Working volume	Nominal volume	Qty. inner / outer
112201	55 mm	12 mm	≤3 ml	4 ml	240 / 3,600
115201	75 mm	12 mm	≤4 ml	5 ml	250 / 2,000
160201	100 mm	16 mm	≤10 ml	12 ml	- / 1,600
187201	100 mm	17 mm	≤12 ml	14 ml	- / 1,500

Tubes / Multipurpose Beakers

Tubes without closures



Grip Stopper

/ Made of high-grade polyethylene

Raw material: PE

Item No.	Description	Product colour	Suitable for tubes Ø	Qty. inner / outer
303321	grip stopper	○ natural	12 mm	500 / 20,000
307321	grip stopper	○ natural	14 mm	100 / 10,000
310321	grip stopper	○ natural	16 mm	100 / 8,000
318321	grip stopper	○ natural	17 mm	250 / 8,000
724170	screw cap	○ natural	61 mm	- / 720



Tube

Polypropylene for Storage Box

/ Tubes for storage box item no. 975502

Height: 44 mm, Ø: 8.5 mm, Raw material: PP, Bottom shape: round, Working volume: ≤1 ml, Nominal volume: 1.3 ml

Item No.	Feature	Sterile	Qty. inner / outer
102201			- / 1,000
102261	tube chain with attached strip cap	+	- / 1,000
102270	tube chain with attached strip cap		- / 1,000



/ For the max. relative centrifugal force (RCF) and the chemical/thermal resistance of our tubes please refer to the technical appendix.



TUBES WITH CLOSURES

Greiner Bio-One tubes with closures are made of different materials: **Polystyrene (PS)** is ideally suited for optical measurements as a result of its high clarity. **Polypropylene (PP)** is recommended for the storage of chemical and biological samples due to its thermal, mechanical and chemical resistance. Greiner Bio-One tubes without

closure are available with round or with conical bottom as well as with or without skirt. They are available in sterile or non-sterile versions. The product range is completed by tubes with a two-position vent stopper. This special stopper enables ventilation or an airtight closure of the tube, depending on the position of the stopper.

Tubes / Multipurpose Beakers

Tubes with closures



Centrifuge Tube

Polypropylene - 15 ml

- / Optimal mechanical, thermal and chemical stability
- / Available with blue or white cap
- / Triple-packed options available
- / Light protection tubes for light-sensitive materials and reactions

STERILE

FREE OF
detectable
DNase

FREE OF
detectable
human DNA

FREE OF
detectable
RNase

 non-
cytotoxic

 non-
pyrogenic

Height: 120 mm, Ø: 17 mm, Support skirt: no, Graduation: yes, Writing field: yes, Raw material: PP,
Bottom shape: conical, Working volume: ≤14 ml, Nominal volume: 15 ml, Cap design: screw cap

Item No.	Feature	Product colour	Cap Colour	Colour writing field	Graduation Colour	Triple-packed	Sterile	Qty. inner / outer
188261		<input type="radio"/> natural	<input checked="" type="radio"/> blue	<input type="radio"/> white	<input checked="" type="radio"/> blue		+	50 / 500
188271		<input type="radio"/> natural	<input checked="" type="radio"/> blue	<input type="radio"/> white	<input checked="" type="radio"/> blue		+	100 / 1,000
188271-TRI		<input type="radio"/> natural	<input checked="" type="radio"/> blue	<input type="radio"/> white	<input checked="" type="radio"/> blue	yes	+	5 / 500
188283	light protection tube	<input checked="" type="radio"/> brown	<input checked="" type="radio"/> blue	<input type="radio"/> white	<input checked="" type="radio"/> blue		+	50 / 500
188281		<input type="radio"/> natural	<input type="radio"/> white	<input type="radio"/> white	<input checked="" type="radio"/> blue		+	50 / 500
188285		<input type="radio"/> natural	<input type="radio"/> white	<input type="radio"/> white	<input checked="" type="radio"/> blue		+	100 / 700
188280	light protection tube	<input checked="" type="radio"/> brown	<input checked="" type="radio"/> blue	<input type="radio"/> white	<input checked="" type="radio"/> blue		+	100 / 1,000



Centrifuge Tube

Polypropylene - 50 ml

- / Optimal mechanical, thermal and chemical stability
- / Available with blue or white cap
- / Triple-packed options available
- / Light protection tubes for light-sensitive materials and reactions

STERILE

FREE OF
detectable
DNaseFREE OF
detectable
human DNAFREE OF
detectable
RNase

 non-
cytotoxic

 non-
pyrogenic

Height: 115 mm, Ø: 30 mm, Graduation: yes, Writing field: yes, Raw material: PP, Bottom shape: conical,
Working volume: ≤50 ml, Nominal volume: 50 ml, Cap design: screw cap

Item No.	Feature	Support skirt	Product colour	Cap Colour	Colour writing field	Graduation Colour	Triple-packed	Sterile	Qty. inner / outer
210261		yes	○ natural	● blue	○ white	● blue		+	25 / 450
210270		yes	○ natural	● blue	○ white	● blue		+	25 / 300
227261		no	○ natural	● blue	○ white	● blue		+	20 / 500
227270		no	○ natural	● blue	○ white	● blue		+	25 / 300
227261-TRI		no	○ natural	● blue	○ white	● blue	yes	+	5 / 250
227285		no	○ natural	○ white	○ white	● blue		+	20 / 500
227281		no	○ natural	○ white	○ white	● blue		+	25 / 300
227280	light protection tube	no	● brown	● blue	○ white	● blue		+	20 / 500
227283	light protection tube	no	● brown	● blue	○ white	● blue		+	25 / 300

Tubes / Multipurpose Beakers

Tubes with closures



CELLreactor

15 ml and 50 ml polypropylene tube with filter screw cap

- / For cultivation of suspension cells and expansion of aerobic microorganisms
- / Facilitates a high number of parallel experiments
- / Maximal sterility and excellent gas exchange
- / Conical tube design and in-tube harvest

STERILE

FREE OF detectable DNase

FREE OF detectable human DNA

FREE OF detectable RNase

non-cytotoxic

non-pyrogenic

Graduation: yes, Writing field: yes, Raw material: PP, Bottom shape: conical, Cap design: filter screw cap

Item No.	Height	Ø	Cap Colour	Working volume	Nominal volume	Sterile	Qty. inner / outer
188241	120 mm	17 mm	● blue	1 ml - 5 ml	15 ml	+	20 / 500
227245	115 mm	30 mm	● blue	1 ml - 35 ml	50 ml	+	20 / 500

/ Application Note: Cultivation of Suspension and Hybridoma Cells in CELLSTAR® CELLreactor Tubes (F073918)

/ Application Note: Superior protein yields in suspension CHO cells using FectoPRO™-mediated transient transfection in CELLSTAR® CELLreactor (F073926)



Tubes with closures

Polystyrene

- / High transparency
- / Available with screw cap or bayonet cap in blue / black / white
- / With or without skirt
- / In bulk or rack packaging

non-cytotoxic

Raw material: PS

Item No.	Height	Ø	Support skirt	Graduation	Writing field	Bottom shape	Cap Colour	Working volume	Nominal volume	Cap design	Sterile	Qty. inner / outer
164180	100 mm	16.8 mm	yes	-	no	conical	○ white	≤12 ml	12 ml	bayonet cap		- / 1,300
164161	100 mm	16.8 mm	yes	-	no	conical	● blue	≤12 ml	12 ml	bayonet cap	+	25 / 1,000
163177	100 mm	17 mm	no	-	no	round	● black	≤12 ml	12 ml	screw cap		- / 900

Item No.	Height	Ø	Support skirt	Graduation	Writing field	Bottom shape	Cap Colour	Working volume	Nominal volume	Cap design	Sterile	Qty. inner / outer
188161	120 mm	17 mm	no	yes	yes	conical	● blue	≤14 ml	15 ml	screw cap	+	50 / 500
188171	120 mm	17 mm	no	yes	yes	conical	● blue	≤14 ml	15 ml	screw cap	+	100 / 1,000
186171	120 mm	17 mm	no	-	no	round	● blue	≤15 ml	15 ml	screw cap	+	100 / 1,000

/ Item no. 163177 is also available as polypropylene version with white screw cap (item no. 163270).



Tube

Two-Position Vent Stopper

The two-position vent stopper enables ventilation or an airtight closure of the tube, depending on the position of the stopper.

STERILE	FREE OF detectable DNase	FREE OF detectable human DNA	FREE OF detectable RNase	non-pyrogenic
---------	--------------------------	------------------------------	--------------------------	---------------

Bottom shape: round, Cap design: Two-Position Vent Stopper

Item No.	Height	Ø	Graduation	Writing field	Raw material	Graduation Colour	Working volume	Nominal volume	Sterile	Qty. inner / outer
115261	75 mm	12 mm	yes	no	PP		≤4 ml	5 ml	+	1 / 1,000
115262	75 mm	12 mm	yes	no	PP		≤4 ml	5 ml	+	25 / 2,000
120161	75 mm	12.4 mm	-	no	PS	● blue	≤4 ml	4.5 ml	+	1 / 1,000
120180	75 mm	12.4 mm	-	no	PS	● blue	≤4 ml	4.5 ml	+	25 / 2,000
187261	95 mm	18 mm	yes	yes	PP		≤12 ml	14 ml	+	1 / 800
187262	95 mm	18 mm	yes	yes	PP		≤12 ml	14 ml	+	25 / 1,000
191161	95 mm	18 mm	-	no	PS		≤12.5 ml	14 ml	+	1 / 750
191180	95 mm	18 mm	-	no	PS		≤12.5 ml	14 ml	+	25 / 1,000



/ For further information, please refer to our website: www.gbo.com

SEPARATION TUBES

Different separation techniques can be used to enrich certain particles (DNA, RNA, proteins, cells etc.) specifically from complex biological mixtures such as cell and tissue homogenates, blood or urine, so that they can then be selectively investigated. The separation of cells by density gradient centrifugation has proven to be the most often used method.

Leucosep has been developed for optimal separation of lymphocytes and peripheral mononuclear cells (so-called PBMCs) from human whole blood and bone marrow by means of den-

sity gradient centrifugation. The key feature of Leucosep is the porous barrier incorporated into the centrifuge tube made of highly translucent polypropylene.

OncoQuick® is a simple-to-use, rapid and efficient system for the enrichment of circulating tumour cells that are released into the blood by a solid epithelial tumour or malignant melanoma. OncoQuick® combines the advantages of cell separation by density gradient centrifugation with recovery rates that are comparable with immunobead methods.

- / Leucosep for the separation of lymphocytes/ mononuclear cells from blood/bone marrow
- / OncoQuick® for the enrichment of disseminated, circulating tumour cells from peripheral blood

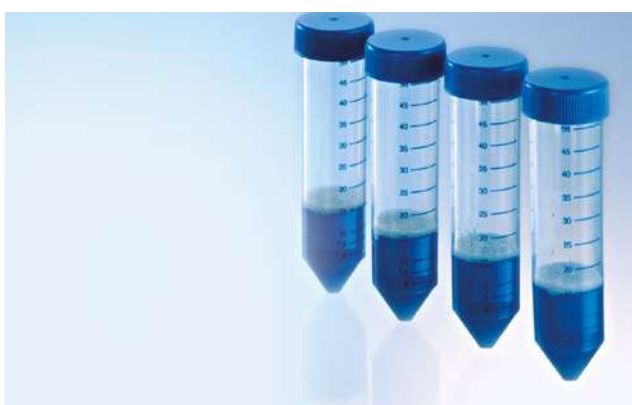
**Leucosep****12 ml and 50 ml**

Efficient separation of lymphocytes and mononuclear cells from peripheral blood and bone marrow.

- / Easy to fill
- / No re-contamination with unwanted red blood cells
- / PBMC isolation from whole blood in 15 min

Item No.	Separation medium	Bottom shape	Sample volume	Sterile	Qty. inner / outer
163288	pre-filled with Leucosep separation medium	round	3 - 8 ml		50 / 500
163289		round	3 - 8 ml		50 / 500
163290		round	3 - 8 ml	+	50 / 500
227288	pre-filled with Leucosep separation medium	conical	15 - 30 ml		25 / 250
227289		conical	15 - 30 ml		25 / 300
227290		conical	15 - 30 ml	+	25 / 300

/ For IFU please refer to our website: www.gbo.com

**OncoQuick®**

Enrichment of disseminated, circulating tumour cells from peripheral blood.

- / Time request approx. 45 minutes
- / Reproducible recovery: > 70 %
- / No additional laboratory equipment required
- / Tubes are pre-filled with separation medium

Sample volume: 15 - 30 ml

Item No.	Cap Colour	Qty. inner / outer
227255	● blue	- / 1
227250	● blue	- / 10

/ For IFU please refer to our website: www.gbo.com



/ For further information, please refer to our website: www.gbo.com



MULTIPURPOSE CONTAINERS / BEAKERS

Multipurpose containers or beakers can be used for a variety of different applications. They can be applied universally for academic and non-human medical purposes. Multipurpose containers are made of polystyrene or polypropylene and are available in different sizes. They feature either plastic or metal caps and can be supplied with or without plain or printed label.

- / Multipurpose containers in polystyrene or polypropylene
- / Polystyrene containers for plant culture
- / Polystyrene drosophila containers

Containers for plant culture are made of a very clear material which ensures maximum light transmission and thus rapid and

successful growth of plant cultures. These culture containers are not only suitable for the proliferation of plant cultures but can also be used as transport containers and are available with or without lids. Our drosophila containers are ideally suited for the cultivation of *Drosophila melanogaster*. The bottom part of the container is made of polystyrene. Drosophila containers can be supplied with a separately orderable ceaprene stopper. This stopper is gas-permeable and made of water-repellent material.



Multipurpose Containers

Polystyrene

- / Manufactured from crystal clear polystyrene
- / Available in different sizes
- / Can be used universally for academic and non-human medical purposes
- / With or without plain or printed label
- / Plastic or metal cap

Raw material: PS, Cap design: screw cap

Item No.	Feature	Height	Ø	Support skirt	Bottom shape	Cap Colour	Working volume	Nominal volume	Cap material	Sterile	Qty. inner / outer
201150		91 mm	25 mm	yes	conical	○ white	≤23 ml	30 ml	plastics		- / 400
201170		91 mm	25 mm	yes	conical	○ white	≤23 ml	30 ml	plastics	+	- / 400
201152	with plain label	91 mm	25 mm	yes	conical	○ white	≤23 ml	30 ml	plastics		- / 400
201172	with plain label	91 mm	25 mm	yes	conical	○ white	≤23 ml	30 ml	plastics	+	- / 400
219175	with plain label	62 mm	40 mm			○ white	≤50 ml	60 ml	plastics		30 / 300
224170		77 mm	49 mm			● silver	≤80 ml	100 ml	metal		20 / 160
225170		115 mm	49 mm			● silver	≤150 ml	150 ml	metal		20 / 120
225180	with plain label	115 mm	49 mm			● silver	≤150 ml	150 ml	metal		20 / 120

Tubes / Multipurpose Beakers

Multipurpose Containers / Beakers



Multipurpose Beaker

Polypropylene

- / Can be used universally for non human medical purposes
- / Optimal mechanical, thermal and chemical stability
- / With or without cap

Height: 71 mm, Ø: 61 mm, Graduation: yes, Working volume: ≤100 ml, Nominal volume: 100 ml

Item No.	Description	Cap Colour	Cap design	Sterile	Qty. inner / outer
724401	beaker, bottom part				- / 720
724402	Multipurpose Beaker	○ natural	screw cap		- / 300
724461	Multipurpose Beaker	○ natural	screw cap	+	- / 300

/ Item No., lot number and expiry date are printed on the base of the beaker to provide additional information and improve traceability



Containers for Plant Cultures

Polystyrene

The use of a very clear material ensures maximum light transmission and thus rapid growth. These culture containers are not only suitable for the proliferation of plant cultures but can also be used as transport containers.

Height: 100 mm, Raw material: PS

Item No.	Description	Ø	Working volume	Nominal volume	Cap design	Sterile	Qty. inner / outer
960161	container	53 mm	≤150 ml	175 ml	pull cap	+	4 / 300
968177	container, bottom part	68 mm	≤300 ml	330 ml			- / 192
968162	container	68 mm	≤300 ml	330 ml	pull cap	+	1 / 168

/ Also available with lid as sterile version.




Drosophila Containers

- / Ideally suited for the cultivation of *Drosophila melanogaster*
- / Choice of different sizes
- / Bottom part of container made of polystyrene

Raw material: PS

Item No.	Description	Height	Ø	Working volume	Nominal volume	Qty. inner / outer
205101	Drosophila Containers	64 mm	27 mm		28 ml	- / 1,500
217101	Drosophila Containers	82 mm	36 mm		68 ml	- / 605
960177	container, bottom part	100 mm	53 mm	≤150 ml	175 ml	- / 315

/ Can be supplied with a separately orderable ceaprene stopper. This stopper is gas-permeable and made of water-repellent material.



For sample freezing and storage, Greiner Bio-One offers a comprehensive product portfolio including Cryo.s tubes, racks as well as electronic equipment for tube closure and sample tracking. With the brand Cryo.s Greiner Bio-One combines more than 30 years of experience in the manufacturing of cryogenic tubes with latest technology and innovation.

CRYOTECHNICS

/	Cryo.s Cryo Tubes	120
	Cryo.s - 1 ml	121
	Cryo.s - 2 ml	121
	Cryo.s - 4 ml	123
	Cryo.s - 5 ml	123
	Support Rack	124
	Cryo Storage Box	124
/	Cryo.s with Barcode	125
	Cryo.s with Barcode – Preproduced unique codes.....	126
	Cryo.s with Barcode – Customised Codes	127
	48-way Datamatrix Cryo Rack	128
	81-way Datamatrix Cryo Rack	128
/	Cryo.s Biobanking Tubes	129
	Cryo.s Biobanking Tubes 300 µl	130
	Cryo.s Biobanking Tubes 600 µl	131
	Cryo.s Biobanking Tubes 1000 µl.....	132
	96-way Datamatrix Cryo Rack	133
	Screw Caps Biobanking Tubes	133
	8-Channel Handheld Decapper	134
	Rack Scanner	134



- / For a freezing and thawing protocol as well as safety advisory for Cryo.s, please refer to the technical appendix.

CRYO.S CRYO TUBES

Cryo.s, Cryo.s with Datamatrix and linear barcode and Cryo.s Biobanking tubes are for storage of tissue, cells, fungi, bacteria, spores, cellular extracts or body fluids at ultra-low temperature for research and development purposes as well as in-vitro diagnostics. They must not be stored in the liquid phase of liquid nitrogen, but only in the gas phase above. Cryo.s tubes are not intended for any application in the context of reproductive medicine.

An outstanding feature of all Cryo.s is the utilisation of a USP class VI certified, medical grade polypropylene for tube manu-

facturing. This material does not release significant amounts of leachables, hence stored samples stay clean and free of contamination. Sterile product versions are sterilised applying an ISO 11137 validated irradiation procedure yielding an SAL level of 10^{-6} .

The portfolio of Cryo.s tubes includes cryogenic tubes with different volumes, different base forms as well as several cap colours. Cryo.s offer several features for the identification and labelling of individual samples, to include coloured screw caps, a white, scratch-resistant writing area and barcoding options.

- / CE-marked
- / USP class VI certified medical grade polypropylene
- / Sterilised applying an ISO 11137 validated irradiation procedure yielding an SAL level of 10^{-6}
- / Suited for storage in liquid nitrogen vapour phase (-196 °C)



Cryo.s - 1 ml

- / High thermal resistance
- / Cryo.s with internal thread have a screw cap with silicone gasket
- / Cap inserts item no. 304134 (50 pieces per bag)
- / USP class VI certified medical grade polypropylene



Height: 42 mm, Ø: 12.5 mm, Starfoot: yes, Barcode: no, Raw material: PP, Bottom shape: conical, Working volume: ≤1.2 ml, Cap design: screw cap, Thread type: internal

Item No.	Graduation	Writing field	Cap Colour	Triple-packed	Sterile	Qty. inner / outer
123261	no	no	○ natural		+	100 / 500
123263	yes	yes	○ natural		+	100 / 500
123263-TRI	yes	yes	○ natural	yes	+	10 / 200
123277	yes	yes	● green		+	100 / 500
123278	yes	yes	● yellow		+	100 / 500
123279	yes	yes	● blue		+	100 / 500
123280	yes	yes	● red		+	100 / 500

/ with 150 inserts per case



Cryo.s - 2 ml

- / High thermal resistance
- / Cryo.s with internal thread have a screw cap with silicone gasket
- / Cap inserts item no. 304134 (50 pieces per bag)
- / USP class VI certified medical grade polypropylene



Barcode: no, Raw material: PP, Bottom shape: round, Cap design: screw cap

Item No.	Height	Ø	Star-foot	Graduation	Writing field	Cap Colour	Working volume	Thread type	Triple-packed	Sterile	Qty. inner / outer
121261	48 mm	12.5 mm	no	-	no	○ natural	≤2 ml	internal		+	100 / 500

Item No.	Height	Ø	Star-foot	Graduation	Writing field	Cap Colour	Working volume	Thread type	Triple-packed	Sterile	Qty. inner / outer
121263	48 mm	12.5 mm	no	yes	yes	○ natural	≤2 ml	internal		+	100 / 500
121277	48 mm	12.5 mm	no	yes	yes	● green	≤2 ml	internal		+	100 / 500
121278	48 mm	12.5 mm	no	yes	yes	● yellow	≤2 ml	internal		+	100 / 500
121279	48 mm	12.5 mm	no	yes	yes	● blue	≤2 ml	internal		+	100 / 500
121280	48 mm	12.5 mm	no	yes	yes	● red	≤2 ml	internal		+	100 / 500
122261	48 mm	12.5 mm	yes	-	no	○ natural	≤2 ml	internal		+	100 / 500
122263	48 mm	12.5 mm	yes	yes	yes	○ natural	≤2 ml	internal		+	100 / 500
122263-TRI	48 mm	12.5 mm	yes	yes	yes	○ natural	≤2 ml	internal	yes	+	10 / 200
122277	48 mm	12.5 mm	yes	yes	yes	● green	≤2 ml	internal		+	100 / 500
122278	48 mm	12.5 mm	yes	yes	yes	● yellow	≤2 ml	internal		+	100 / 500
122279	48 mm	12.5 mm	yes	yes	yes	● blue	≤2 ml	internal		+	100 / 500
122280	48 mm	12.5 mm	yes	yes	yes	● red	≤2 ml	internal		+	100 / 500
126261	47 mm	12.4 mm	yes	-	no	○ natural	≤2.2 ml	external		+	100 / 500
126263	47 mm	12.4 mm	yes	yes	yes	○ natural	≤2.2 ml	external		+	100 / 500
126263-TRI	47 mm	12.4 mm	yes	yes	yes	○ natural	≤2.2 ml	external	yes	+	10 / 200
126277	47 mm	12.4 mm	yes	yes	yes	● green	≤2.2 ml	external		+	100 / 500
126278	47 mm	12.4 mm	yes	yes	yes	● yellow	≤2.2 ml	external		+	100 / 500
126279	47 mm	12.4 mm	yes	yes	yes	● blue	≤2.2 ml	external		+	100 / 500
126280	47 mm	12.4 mm	yes	yes	yes	● red	≤2.2 ml	external		+	100 / 500

/ with 150 inserts per case



Cryo.s - 4 ml

- / High thermal resistance
- / Cap inserts item no. 304134 (50 pieces per bag)
- / USP class VI certified medical grade polypropylene



Description: Cryo.s 4 ml, Height: 83 mm, Ø: 12.4 mm, Starfoot: yes, Barcode: no, Raw material: PP, Bottom shape: round, Working volume: ≤4 ml, Cap design: screw cap, Thread type: external

Item No.	Graduation	Writing field	Cap Colour	Sterile	Qty. inner / outer
127261	no	no	○ natural	+	50 / 300
127263	yes	yes	○ natural	+	50 / 300
127277	yes	yes	● green	+	50 / 300
127278	yes	yes	● yellow	+	50 / 300
127279	yes	yes	● blue	+	50 / 300
127280	yes	yes	● red	+	50 / 300

/ with 100 inserts per case



Cryo.s - 5 ml

- / High thermal resistance
- / Cryo.s with internal thread have a screw cap with silicone gasket
- / Cap inserts item no. 304134 (50 pieces per bag)
- / USP class VI certified medical grade polypropylene



Description: Cryo.s 5 ml, Height: 86 mm, Ø: 12.5 mm, Starfoot: no, Barcode: no, Raw material: PP, Bottom shape: round, Working volume: ≤4.5 ml, Cap design: screw cap, Thread type: internal

Item No.	Graduation	Writing field	Cap Colour	Sterile	Qty. inner / outer
124261	-	no	○ natural	+	50 / 300
124263	yes	yes	○ natural	+	50 / 300

Item No.	Graduation	Writing field	Cap Colour	Sterile	Qty. inner / outer
124273	yes	yes	● red	+	50 / 300
124275	yes	yes	● green	+	50 / 300
124276	yes	yes	● yellow	+	50 / 300
124274	yes	yes	● blue	+	50 / 300

/ with 100 inserts per case




Support Rack

- / Suitable for Cryo.s with starfoot base (Item No. 122XXX, 123XXX, 126XXX, 127XXX)
- / Improved handling since the tubes can be opened with one hand
- / Rubber base to prevent slipping
- / Offers space for up to 40 Cryo.s

Description: support rack for one-hand operation, Height: 22 mm, Length: 200 mm, Width: 100 mm, Raw material: PC

Item No.	Rack colour	Qty. inner / outer
802501	● blue	1 / 50



Cryo Storage Box

The box material polypropylene is very temperature and shock resistant, thus allowing storage temperatures as low as -90 °C.

- / Holds 81 Cryo.s sample tubes
- / Transparent lid for optimum visibility of box content

Description: Cryo Storage Box, Height: 51 mm, Length: 126.5 mm, Width: 126.5 mm, Raw material: PP

Item No.	Rack colour	Qty. inner / outer
802202	○ natural	5 / 20
802203	● red	5 / 20
802204	● blue	5 / 20
802206	● yellow	5 / 20
802225	● green	5 / 20

/ The indicated height refers to the Cryo Storage Box filled with 2 ml Cryo.s and covered with a lid.



/ For further information, please refer to our website: www.gbo.com



CRYO.S WITH BARCODE

Cryo.s, Cryo.s with Datamatrix and linear barcode and Cryo.s Biobanking tubes are for storage of tissue, cells, fungi, bacteria, spores, cellular extracts or body fluids at ultra-low temperature for research and development purposes as well as in-vitro diagnostics. They must not be stored in the liquid phase of liquid nitrogen, but only in the

gas phase above. Cryo.s tubes are not intended for any application in the context of reproductive medicine.

With Cryo.s with Datamatrix and the accessory racks in 48-way and 81-way formats, Greiner Bio-One expands its portfolio by optimum solutions for semi-automated and automated sample handling and storage.

- / Datamatrix code ECC200 on the tube bottom with reliable Reed-Solomon error correction
- / Application of barcodes and Datamatrix codes by means of innovative laser technology
- / 100 % controlled code readability
- / Suited for storage in liquid nitrogen vapour phase (-196 °C)
- / Coded tubes are suitable for airfreight (IATA conformity)



Cryo.s with Barcode

– Preproduced unique codes

- / Pre-produced unique datamatrix code ECC 200 with 14 x 14 dots on tube bottom, additional linear barcode type 128 with human readable text on tube side
- / Highest code resistance against chemicals, mechanical stress and extremely low storage temperatures (down to -196 °C)

--	--	--	--	--	--	--	--

Starfoot: yes, Barcode: yes, Barcode-Type: linear barcode and datamatrix code, Raw material: PP, Cap design: screw cap

Item No.	Height	Ø	Bottom shape	Cap Colour	Working volume	Thread type	Sterile	Qty. inner / outer
123263-2DG	42 mm	12.5 mm	conical	● natural	≤1.2 ml	internal	+	100 / 500
122263-2DG	48 mm	12.5 mm	round	● natural	≤2 ml	internal	+	100 / 500
126263-2DG	47 mm	12.4 mm	round	● natural	≤2.2 ml	external	+	100 / 500
127263-2DG	83 mm	12.4 mm	round	● natural	≤4 ml	external	+	50 / 300

/ Other screw cap colours on request.



Cryo.s with Barcode
– Customised Codes

- / Customised datamatrix code ECC 200 with 14 x 14 dots on tube bottom, additional customised linear barcode type 128 with human readable text on tube side
- / Highest code resistance against chemicals, mechanical stress and extremely low storage temperatures (down to -196 °C)










Barcode: yes, Raw material: PP, Cap design: screw cap

Item No.	Height	Ø	Star-foot	Barcode-Type	Bottom shape	Cap Colour	Working volume	Nominal volume	Thread type	Sterile	Qty. inner / outer
123263-2D3	42 mm	12.5 mm	yes	linear barcode and datamatrix code	conical	natural	≤1.2 ml	1 ml	internal	+	100 / 500
122263-2D3	48 mm	12.5 mm	yes	linear barcode and datamatrix code	round	natural	≤2 ml	2 ml	internal	+	100 / 500
126263-2D1	47 mm	12.4 mm	yes	linear barcode and datamatrix code	round	natural	≤2.2 ml	2 ml	external	+	100 / 500
121263-128	48 mm	12.5 mm	no	linear barcode	round	natural	≤2 ml	2 ml	internal	+	100 / 500
127263-2D1	83 mm	12.4 mm	yes	linear barcode and datamatrix code	round	natural	≤4 ml	4 ml	external	+	50 / 300
124263-128	86 mm	12.5 mm	no	linear barcode	round	natural	≤4.5 ml	5 ml	internal	+	50 / 300

/ Other screw cap colours on request.

/ Barcodes to be specified in order form F071004.



48-way Datamatrix Cryo Rack

- / SLAS-standard format
- / Automation compatible
- / Suitable for storage in vapour phase above liquid nitrogen
- / Barcoded versions on request

Length: 85.5 mm, Width: 127.8 mm, Raw material: PP

Item No.	Description	Height	Rack colour	Lid type	Qty. inner / outer
803277	low rack	30 mm	● black	without lid	5 / 20
803202	low rack	52.5 mm	● black	with lid	- / 20
803270	high rack	88.5 mm	● black	with lid	- / 15



81-way Datamatrix Cryo Rack

- / Shock-proof and temperature-resistant polycarbonate
- / Stacking feature and rotation stoppers
- / 133 x 133 mm footprint for storage in classic freezer setups
- / Suitable for storage in vapour phase above liquid nitrogen
- / Barcoded versions on request

Length: 132.4 mm, Width: 132.4 mm, Raw material: PC, Lid type: with lid

Item No.	Description	Height	Rack colour	Qty. inner / outer
802576	low rack	52 mm	● black	1 / 10
802506	high rack	88.1 mm	● black	1 / 10



/ Forum No. 21:
Sample Storage Tubes
as Quality-Critical
Components in Bio-
banking (F073072)

/ Watch our video:



CRYO.S BIOBANKING TUBES

With Cryo.s biobanking tubes, Greiner Bio-One offers an ideal solution for the efficient storage of biological samples in large-scale biorepositories.

Cryo.s biobanking tubes are available with working volumes of 235 µl, 580 µl and 975 µl and offered in highly automation-friendly 96-way racks. The innovative design of tubes and racks allows for a very space-efficient storage with up to 30 % better utilisation of storage space in freezers or liquid nitrogen tanks.

Cryo.s, Cryo.s with Datamatrix and linear barcode and Cryo.s Biobanking tubes are for storage of tissue, cells, fungi, bacteria, spores, cellular extracts or body fluids at ultra-low temperature for research and development purposes as well as in-vitro diagnostics. They must not be stored in the liquid phase of liquid nitrogen, but only in the gas phase above. Cryo.s tubes are not intended for any application in the context of reproductive medicine.

- / Application of barcodes and Datamatrix codes by means of innovative laser technology
- / 100 % controlled code readability
- / Coded tubes are suitable for airfreight (IATA conformity)
- / Suited for storage at -20 °C, -80 °C and in vapour phase above liquid nitrogen



Cryo.s Biobanking Tubes

300 µl

- / Pre-produced unique datamatrix code on tube, Datamatrix code and linear barcode on rack
- / Height-reduced screw cap conserving up to 30 % freezer space
- / Customised code sequences on request (order form F071003)

		FREE OF detectable DNase	FREE OF detectable human DNA	FREE OF detectable RNase	non-cytotoxic	non-pyrogenic
--	--	--------------------------	------------------------------	--------------------------	---------------	---------------

Height: 18.7 mm, Total rack height: 21.6 mm, Ø: 8.8 mm, Barcode: yes, Barcode-Type: datamatrix code, Raw material: PP, Working volume: ≤235 µl, Thread type: internal

Item No.	Cap Colour	Cap design	Type of packaging	Sterile	Qty. inner / outer
976570		without screw cap	rack		480 / 960
976580	○ natural	screw cap	rack		480 / 960
976561	○ natural	screw cap	rack	+	480 / 960
976586	● green	screw cap	rack		480 / 960
976566	● green	screw cap	rack	+	480 / 960
976585	● yellow	screw cap	rack		480 / 960
976565	● yellow	screw cap	rack	+	480 / 960
976584	● blue	screw cap	rack		480 / 960
976564	● blue	screw cap	rack	+	480 / 960
976583	● red	screw cap	rack		480 / 960
976563	● red	screw cap	rack	+	480 / 960
976588	● pink	screw cap	rack		480 / 960
976568	● pink	screw cap	rack	+	480 / 960
976589	● brown	screw cap	rack		480 / 960
976569	● brown	screw cap	rack	+	480 / 960
976587	● black	screw cap	rack		480 / 960
976567	● black	screw cap	rack	+	480 / 960
131202	○ natural	screw cap	bulk		480 / 960
131263	○ natural	screw cap	bulk	+	480 / 960

- / Follow the instructions of use provided within each box.
- / USP class VI certified medical grade polypropylene



Cryo.s Biobanking Tubes

600 µl

- / Pre-produced unique datamatrix code on tube, Datamatrix code and linear barcode on rack
- / Height-reduced screw cap conserving up to 30 % freezer space
- / Customised code sequences on request (order form F071003)



Height: 33.3 mm, Total rack height: 36.2 mm, Ø: 8.8 mm, Barcode: yes, Barcode-Type: datamatrix code, Raw material: PP, Working volume: ≤580 µl, Thread type: internal

Item No.	Cap Colour	Cap design	Type of packaging	Sterile	Qty. inner / outer
977570		without screw cap	rack		192 / 960
977580	○ natural	screw cap	rack		192 / 960
977561	○ natural	screw cap	rack	+	192 / 960
977586	● green	screw cap	rack		192 / 960
977566	● green	screw cap	rack	+	192 / 960
977585	● yellow	screw cap	rack		192 / 960
977565	● yellow	screw cap	rack	+	192 / 960
977584	● blue	screw cap	rack		192 / 960
977564	● blue	screw cap	rack	+	192 / 960
977583	● red	screw cap	rack		192 / 960
977563	● red	screw cap	rack	+	192 / 960
977588	● pink	screw cap	rack		192 / 960
977568	● pink	screw cap	rack	+	192 / 960
977589	● brown	screw cap	rack		192 / 960
977569	● brown	screw cap	rack	+	192 / 960
977587	● black	screw cap	rack		192 / 960
977567	● black	screw cap	rack	+	192 / 960
132202	○ natural	screw cap	bulk		192 / 960
132263	○ natural	screw cap	bulk	+	192 / 960

- / Follow the instructions of use provided within each box.
- / USP class VI certified medical grade polypropylene



Cryo.s Biobanking Tubes

1000 µl

- / Pre-produced unique datamatrix code on tube, Datamatrix code and linear barcode on rack
- / Height-reduced screw cap conserving up to 30 % freezer space
- / Customised code sequences on request (order form F071003)

		FREE OF detectable DNase	FREE OF detectable human DNA	FREE OF detectable RNase	non-cytotoxic	non-pyrogenic
--	--	--------------------------	------------------------------	--------------------------	---------------	---------------

Height: 50.8 mm, Total rack height: 53.9 mm, Ø: 8.8 mm, Barcode: yes, Barcode-Type: datamatrix code, Raw material: PP, Working volume: ≤975 µl, Thread type: internal

Item No.	Cap Colour	Cap design	Type of packaging	Sterile	Qty. inner / outer
978570		without screw cap	rack		192 / 960
978580	○ natural	screw cap	rack		192 / 960
978561	○ natural	screw cap	rack	+	192 / 960
978586	● green	screw cap	rack		192 / 960
978566	● green	screw cap	rack	+	192 / 960
978585	● yellow	screw cap	rack		192 / 960
978565	● yellow	screw cap	rack	+	192 / 960
978584	● blue	screw cap	rack		192 / 960
978564	● blue	screw cap	rack	+	192 / 960
978583	● red	screw cap	rack		192 / 960
978563	● red	screw cap	rack	+	192 / 960
978588	● pink	screw cap	rack		192 / 960
978568	● pink	screw cap	rack	+	192 / 960
978589	● brown	screw cap	rack		192 / 960
978569	● brown	screw cap	rack	+	192 / 960
978587	● black	screw cap	rack		192 / 960
978567	● black	screw cap	rack	+	192 / 960
133202	○ natural	screw cap	bulk		192 / 960
133263	○ natural	screw cap	bulk	+	192 / 960

- / Follow the instructions of use provided within each box.
- / USP class VI certified medical grade polypropylene

96-way Datamatrix Cryo Rack



- / Pre-produced unique datamatrix code ECC 200 and linear barcode type 128
- / Made from polycarbonate



Barcode: yes, Barcode-Type: linear barcode and datamatrix code, Raw material: PC

Item No.	Height	Rack colour	Qty. inner / outer
976501	19.1 mm	● black	5 / 10
977501	33.7 mm	● black	2 / 10
978501	51.4 mm	● black	2 / 10



Screw Caps Biobanking Tubes

- / 96 screw caps in cap carrier
- / Non-sterile



Description: 96 screw caps in cap carrier, Barcode: no, Raw material: PP, Cap design: screw cap

Item No.	Cap Colour	Qty. inner / outer
385270	○ natural	960 / 960
385276	● green	960 / 960
385275	● yellow	960 / 960
385274	● blue	960 / 960
385273	● red	960 / 960
385278	● pink	960 / 960
385279	● brown	960 / 960
385277	● black	960 / 960



8-Channel Handheld Decapper

- / Ergonomic design
- / Reliably decaps and caps eight Cryo.s biobanking tubes in parallel
- / Stable stand for storage of device and contamination-free parking of screw caps
- / Eight individual motors for precise application of 6 Ncm torque for tube closure

Description: Cryo.s 8-channel handheld decapper, Content Kit: 1 decapper, power cable, stand, user manual

Item No.	Qty. inner / outer
852070	- / 1



Rack Scanner

With the Cryo.s Rack Scanner, Greiner Bio-One provides an optimum solution for scanning Cryo.s with Datamatrix and Cryo.s Biobanking tubes in SLAS-standard formatted racks.

- / Single tube scan feature
- / Small footprint

Height: 7 cm, Length: 31 cm, Width: 19.5 cm, Content Kit: 1 scanner, power cable, USB cable, driver, user manual


Item No.	Description	Qty. inner / outer
849070	rack scanner EU/UK/Asia edition	- / 1
849050	rack scanner US edition	- / 1



To achieve consistent, reproducible results when handling liquids in the laboratory, reliable dispensers and pipette tips are essential. With high quality materials and pipetting solutions, maximum precision can be achieved while reducing the consumption of reagents and time. Comfortable and fatigue-free working is also crucial for everyday laboratory life.

LIQUID HANDLING

/	Sapphire Pipettes	138
	Single-Channel Pipettes	139
	Multi-Channel Pipettes	139
	Pipette Carrousel	140
/	Pipette Tips	141
	Micro Pipette Tips 0.5-20 µl	142
	Pipette Tips 10-100 µl.....	142
	Pipette Tips 10 - 250 µl.....	143
	Pipette Tips 100-1000 µl	144
	Macro Pipette Tip 1-5 ml	145
/	Sapphire Pipette Tips	146
	Pipette Tips 10 µl	147
	Pipette Tips 200 / 300 µl.....	147
	Pipette Tips 1250 µl.....	148
/	CELLSTAR® Serological Pipettes	149
	Serological Pipettes	150
	Serological Pipettes Triple-packed	151
	Serological Pipettes Special Models.....	151
	MaxiPette	152
	Pasteur / Serum Pipettes	152



/ Watch our video:



SAPPHIRE PIPETTES

Sapphire pipettes are a variable volume range of air-displacement pipettes designed and built to deliver optimal performance, ergonomics, and robustness in day-to-day use.

The lightweight design coupled with a state-of-the-art mechanism reduces pipetting forces and makes our pipettes both comfortable and easy-to-use. The contoured body shape allows for a relaxed grip whatever size your hand, and the 3-position tip ejector button makes

pipetting comfortable for both left-handed and right-handed users. The colour-coded push button allows for easier identification of the relevant tips.

Sapphire pipettes provide an excellent performance within ISO 8655 which is considered the basis for determining the accuracy and precision of air-displacement pipettes. In combination with Sapphire pipette tips they show one of the lowest error tolerances on the market. All Sapphire pipettes are fully autoclavable.

- / Outstanding accuracy and precision
- / Ergonomic design and minimal pipetting forces for a new level of comfort
- / Lightweight, robust and fully autoclavable
- / Digital volume setting
- / Colour-coded for tip identification

Single-Channel Pipettes



- / Light and comfortable design
- / Low pipetting forces for ease of use
- / Digital volume setting
- / Colour-coded for tip identification
- / Optimised for use with Greiner Bio-One tips
- / Fully autoclavable

Description: single-channel pipette

Item No.	Colour code	Volume range	Qty. inner / outer
89000002	orange	0.2 - 2 µl	1 / 1
89000010	red	1 - 10 µl	1 / 1
89000020	light yellow	2 - 20 µl	1 / 1
89000100	pink	10 - 100 µl	1 / 1
89000200	yellow	20 - 200 µl	1 / 1
89001000	blue	100 - 1,000 µl	1 / 1
89000500	violet	500 - 5,000 µl	1 / 1
89010000	light blue	1,000 - 10,000 µl	1 / 1

/ Carousel pipette holder (Item no. 89000099) and other accessories available on request

Multi-Channel Pipettes



- / Light and comfortable design
- / Low pipetting forces for ease of use
- / Digital volume setting
- / Colour-coded for tip identification
- / Optimised for use with Greiner Bio-One tips
- / Fully autoclavable

Item No.	Description	Colour code	Volume range	Qty. inner / outer
89000810	8-channel pipette	red	0.5 - 10 µl	1 / 1
89000820	8-channel pipette	light yellow	2 - 20 µl	1 / 1

Item No.	Description	Colour code	Volume range	Qty. inner / outer
89008200	8-channel pipette	● yellow	20 - 200 µl	1 / 1
89008300	8-channel pipette	● green	20 - 300 µl	1 / 1
89001210	12-channel pipette	● red	0.5 - 10 µl	1 / 1
89001220	12-channel pipette	● light yellow	2 - 20 µl	1 / 1
89012200	12-channel pipette	● yellow	20 - 200 µl	1 / 1
89012300	12-channel pipette	● green	20 - 300 µl	1 / 1



Pipette Carrousel

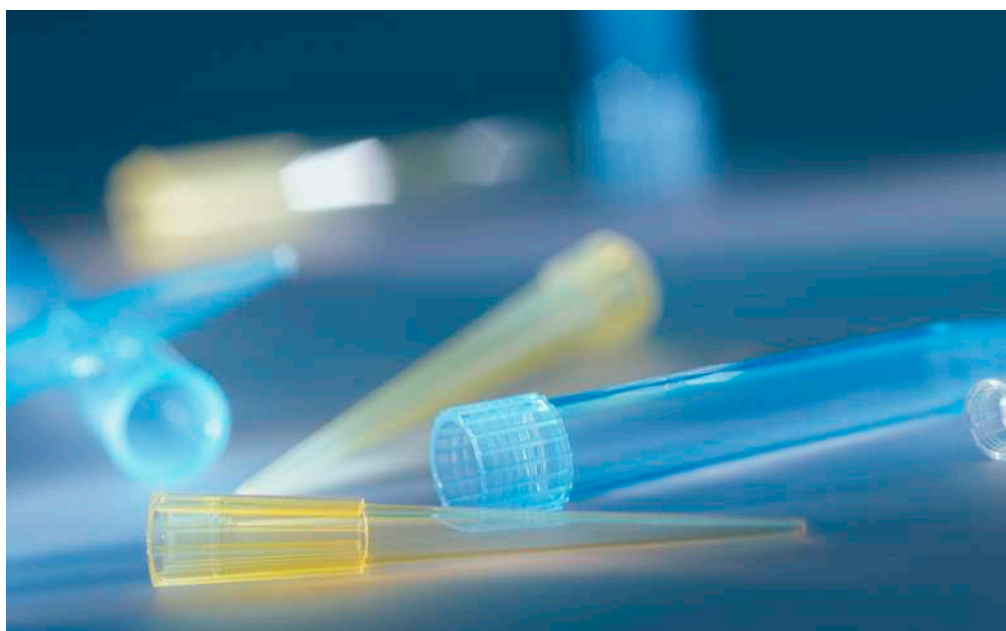
- / Holds up to 7 pipettes
- / Robust and space-saving
- / Holds single and multi-channel pipettes



Item No.	Qty. inner / outer
89000099	1 / 1



- / We are revising our pipette tips portfolio for you. Therefore the selection in the catalogue is currently limited.



PIPETTE TIPS

- / Tested for conformance with ISO 8655
- / Free of heavy metals
- / Tips and racks autoclavable
- / Packed in bulk, racks or refill system

Pipette tips are a key component in day-to-day life science research and need to be of a high quality to ensure confidence and consistency in pipetting results. Our tips are manufactured from high-grade polypropylene to give the optimum in performance and fit.

EasyLoad® is a simple, time- and space-saving refill system for pipette tips. The refill system also contains EasyLoad® racks (EL-racks) which are available in three different sizes (for 10 µl, 200 µl and 1000 µl tips). The EasyLoad® racks are particularly well suited for use with multi-channel pipettes.




Micro Pipette Tips

0.5-20 µl

- / 10 µl suitable for Gilson
- / 20 µl suitable for Eppendorf
- / Tested for conformance with ISO 8655
- / Free of heavy metals
- / Packed in bulk, racks or refill system

Item No.	Graduation	Product colour	Rack colour	Working volume	Nominal volume	Type of packaging	Matching rack	Sterile	Qty. inner / outer
741015	yes	○ natural	● blue	0.5 µl - 10 µl	10 µl	refill	941300		960 / 5,760
741020	yes	○ natural	● blue	0.5 µl - 10 µl	10 µl	refill	941300	+	960 / 5,760
771281	yes	○ natural	● blue	0.5 µl - 10 µl	10 µl	EL-rack		+	96 / 4.800
771280	no	○ natural	● blue	0.5 µl - 10 µl	10 µl	EL-rack			96 / 4,800
771289	no	○ natural	○ white	0.5 µl - 10 µl	10 µl	rack		+	96 / 4.800
771287	no	○ natural	○ white	0.5 µl - 10 µl	10 µl	rack			96 / 4.800
771290	no	○ natural		0.5 µl - 10 µl	10 µl	bag	973276		1,000 / 5,000
771291	no	○ natural		0.5 µl - 10 µl	10 µl	bag	941305		1,000 / 5,000
765280	no	○ natural	● yellow	0.5 µl - 20 µl	20 µl	rack			96 / 4.800
765290	no	○ natural		0.5 µl - 20 µl	20 µl	bag	973272		1,000 / 5,000



Pipette Tips

10-100 µl

- / Natural or yellow
- / Ideally suited for Eppendorf
- / Tested for conformance with ISO 8655
- / Free of heavy metals
- / Packed in bulk or racks

Graduation: no, Working volume: 10 µl - 100 µl, Nominal volume: 100 µl

Item No.	Product colour	Rack colour	Type of packaging	Matching rack	Sterile	Qty. inner / outer
685295	○ natural		bag	973202		500 / 15,000
685290	● yellow		bag	973202		500 / 15,000
685280	● yellow	● yellow	rack			96 / 4.800
685261	● yellow	● yellow	rack		+	96 / 4.800




Pipette Tips

10 - 250 µl

- / Natural or yellow
- / Volume range from 10-200 µl / 10-250 µl
- / Tested for conformance with ISO 8655
- / Free of heavy metals
- / Packed in bulk, racks or refill system

Item No.	Feature	Grada- uation	Product colour	Rack colour	Working volume	Type of packa- ging	Matching rack	Ste- rile	Qty. inner / outer
739250	universal	yes	○ natural		10 µl - 250 µl	bag			500 / 15,000
739255	universal	yes	○ natural	● blue	10 µl - 250 µl	rack			96 / 3,840
739280	for Gilson	no	● yellow	● yellow	10 µl - 200 µl	rack			96 / 4,800
739261	for Gilson	no	● yellow	● yellow	10 µl - 200 µl	rack		+	96 / 4,800
739290	for Gilson	no	● yellow		10 µl - 200 µl	bag	973270		500 / 15,000
739291	universal	yes	○ natural		10 µl - 200 µl	bag	941315		500 / 15,000
739263	universal	yes	○ natural	● yellow	10 µl - 200 µl	rack			96 / 4,800
739264	universal	yes	○ natural	● yellow	10 µl - 200 µl	rack		+	96 / 4,800
739282	universal	yes	○ natural	● blue	10 µl - 200 µl	EL-rack			96 / 960
739296	universal	yes	● yellow		10 µl - 200 µl	bag	941315		500 / 15,000
739265	universal	yes	● yellow	● yellow	10 µl - 200 µl	rack			96 / 4,800
741000	universal	yes	○ natural	● blue	10 µl - 200 µl	refill	941310		960 / 5,760
741061	universal	yes	○ natural	● blue	10 µl - 200 µl	refill	941310	+	960 / 5,760
741065	universal	yes	● yellow	● blue	10 µl - 200 µl	refill	941310		960 / 5,760
741070	universal	yes	● yellow	● blue	10 µl - 200 µl	refill	941310	+	960 / 5,760
741010	Starter Kit	yes	● yellow	● blue	10 µl - 200 µl	EL-rack			- /1

/ Item No. 741010 is a starter kit. Content: 2 boxes, 10 racks




Pipette Tips

100-1000 µl

- / Natural or blue
- / Volume range from 100 µl – 1000 µl
- / Tested for conformance with ISO 8655
- / Free of heavy metals
- / Tips and racks autoclavable
- / Packed in bulk, racks or refill system

Item No.	Feature	Graduation	Product colour	Rack colour	Working volume	Type of packaging	Matching rack	Sterile	Qty. inner / outer
686295	for Eppendorf	no	○ natural		100 µl - 1,000 µl	bag	974280		250 / 5,000
686290	for Eppendorf	no	● blue		100 µl - 1,000 µl	bag	974280		250 / 5,000
686280	for Eppendorf	no	● blue	● blue	100 µl - 1,000 µl	rack			60 / 2,400
686271	for Eppendorf	no	● blue	● blue	100 µl - 1,000 µl	rack		+	60 / 2,400
740290	for Gilson	no	● blue		200 µl - 1,000 µl	bag	974290		250 / 5,000
740280	for Gilson	no	● blue	● blue	200 µl - 1,000 µl	rack			60 / 2,400
740274	for Gilson	no	● blue	● blue	200 µl - 1,000 µl	rack		+	60 / 2,400
740291	universal	yes	○ natural		200 µl - 1,000 µl	bag	941325		250 / 5,000
740263	universal	yes	○ natural	● blue	200 µl - 1,000 µl	EL-rack			60 / 2,400
740264	universal	yes	○ natural	● blue	200 µl - 1,000 µl	EL-rack		+	60 / 2,400
740296	universal	yes	● blue		200 µl - 1,000 µl	bag	941325		250 / 5,000
740265	universal	yes	● blue	● blue	200 µl - 1,000 µl	EL-rack			60 / 2,400
741035	universal	yes	○ natural	● blue	100 µl - 1,000 µl	refill	941320		360 / 2,160
741040	universal	yes	○ natural	● blue	100 µl - 1,000 µl	refill	941320	+	360 / 2,160
741045	universal	yes	● blue	● blue	100 µl - 1,000 µl	refill	941320		360 / 2,160
741050	universal	yes	● blue	● blue	100 µl - 1,000 µl	refill	941320	+	360 / 2,160



Macro Pipette Tip
1-5 ml

- / Volume range from 1 - 5 ml
- / Suitable for Gilson® P5000

Feature: Macro, Graduation: -, Volume range: 1 - 5 ml

Item No.	Product colour	Qty. inner / outer
745290	<input type="radio"/> natural	250 / 2,500



/ We are revising our pipette tips portfolio for you. Therefore the selection in the catalogue is currently limited.

SAPPHIRE PIPETTE TIPS

The Sapphire product family comprises standard and low retention tips manufactured from virgin materials.

All tips are transparent, graduated, and allow precise and comfortable pipetting with maximal recovery. They are available in racks, refill units or bulk-packed.

The Sapphire low-retention pipette tips feature specially optimised surface properties for maximum precision. Because no liquid remains in the tip, pipetting is virtually residue-free. This boosts precision and the usable volume. It also prevents the wasting of valuable sample material.

- / Graduation for perfect visual control of the liquid transfer
- / Thin-walled top of the tips for reliable fit and optimal seal
- / Tips and racks are autoclavable
- / Coloured box inserts for easy volume identification
- / Low retention surface properties for high recovery rate and maximum precision



Pipette Tips

10 µl

- / Extended 10 µl tip for better recovery of small sample volumes
- / Also available as low retention tips
- / Tips and racks autoclavable

FREE OF detectable DNase	FREE OF detectable human DNA	FREE OF detectable RNase	 non-pyrogenic
--------------------------	------------------------------	--------------------------	---

Graduation: yes, Nominal volume: 10 µl

Item No.	Feature	Product colour	Box insert colour	Type of packaging	Matching rack	Qty. inner / outer
771250		<input type="radio"/> natural		bag	970310	1,000 / 10,000
771255	low retention	<input type="radio"/> natural	<input checked="" type="radio"/> red	rack		96 / 4,800



Pipette Tips

200 / 300 µl

- / Graduation for perfect visual control of the liquid transfer
- / Thin-walled top of the tips for reliable fit and optimal seal
- / Tips and racks autoclavable
- / Also available as low retention tips

FREE OF detectable DNase	FREE OF detectable human DNA	FREE OF detectable RNase	 non-pyrogenic
--------------------------	------------------------------	--------------------------	---

Graduation: yes

Item No.	Feature	Product colour	Box insert colour	Nominal volume	Type of packaging	Matching rack	Qty. inner / outer
737257		<input type="radio"/> natural	<input checked="" type="radio"/> yellow	200 µl	refill	970320	960 / 4,800
737255	low retention	<input type="radio"/> natural	<input checked="" type="radio"/> yellow	200 µl	rack		96 / 4,800
737258	low retention	<input type="radio"/> natural	<input checked="" type="radio"/> yellow	200 µl	refill	970320	960 / 4,800
738254		<input type="radio"/> natural	<input checked="" type="radio"/> green	300 µl	rack		96 / 4,800
738250		<input type="radio"/> natural		300 µl	bag	970330	1,000 / 10,000
738255	low retention	<input type="radio"/> natural	<input checked="" type="radio"/> green	300 µl	rack		96 / 4,800
738258	low retention	<input type="radio"/> natural	<input checked="" type="radio"/> green	300 µl	refill	970330	96 / 4,800



Pipette Tips

1250 µl

- / Graduation for perfect visual control of the liquid transfer
- / Thin-walled top of the tips for reliable fit and optimal seal
- / Tips and racks autoclavable
- / Also available as low retention tips

FREE OF
detectable
DNase

FREE OF
detectable
human DNA

FREE OF
detectable
RNase

 non-
pyrogenic

Graduation: yes, Nominal volume: 1,250 µl, Type of packaging: rack

Item No.	Feature	Product colour	Box insert colour	Qty. inner / outer
750254		<input type="radio"/> natural	<input checked="" type="radio"/> blue	96 / 3,840
750255	low retention	<input type="radio"/> natural	<input checked="" type="radio"/> blue	96 / 3,840



- / Serological pipettes are also available triple-packed.



CELLSTAR® SEROLOGICAL PIPETTES

- / Tip design guarantees a drop-free pipetting
- / Maximum accuracy
- / High optical clarity
- / Clear, easily legible graduation
- / A coloured vertical Schellbach stripe on 1, 2, 5, 10 and 25 ml pipettes makes it considerably easier to read off the volume
- / Colour code according to international standards

Greiner Bio-One offers a wide range of different serological pipettes and transfer pipettes.

The volume capacity of the serological pipettes is increased by a negative graduation. The pipettes are provided with colour codes according to international standards.

The use of high-grade polystyrene guarantees maximum clarity. Expiry date and LOT

number are printed on each single packaging unit. All pipettes are supplied with a filter for protection against the suction of liquid into the pipetting device.

CELLSTAR® serological pipettes are available in three different packaging options: in plastic bulk packs as well as individually wrapped in plastic or paper/plastic, both with peel-off function and additional break-through function.



Serological Pipettes

- / Sterile
- / Increased volume range with negative graduations
- / Lot number and expiry date on each bag
- / Filter for protection against suction of liquids into the pipetting device
- / Various packaging options

STERILE	FREE OF detectable DNase	FREE OF detectable human DNA	FREE OF detectable RNase	non-cytotoxic	non-pyrogenic
---------	--------------------------	------------------------------	--------------------------	---------------	---------------

Raw material: PS

Item No.	Description	Graduation	Nominal volume	Packaging	Type of packaging	Sterile	Qty. inner / outer
604107	1 ml pipette	1/100	1 ml		bulk	+	25 / 1,000
604160	1 ml pipette	1/100	1 ml	plastic / plastic	single-packed	+	100 / 1,000
604181	1 ml pipette	1/100	1 ml	paper / plastic	single-packed	+	100 / 1,000
710107	2 ml pipette	1/100	2 ml		bulk	+	25 / 1,000
710160	2 ml pipette	1/100	2 ml	plastic / plastic	single-packed	+	100 / 1,000
710180	2 ml pipette	1/100	2 ml	paper / plastic	single-packed	+	100 / 1,000
606107	5 ml pipette	1/10	5 ml		bulk	+	25 / 500
606160	5 ml pipette	1/10	5 ml	plastic / plastic	single-packed	+	50 / 200
606180	5 ml pipette	1/10	5 ml	paper / plastic	single-packed	+	50 / 200
607107	10 ml pipette	1/10	10 ml		bulk	+	25 / 500
607160	10 ml pipette	1/10	10 ml	plastic / plastic	single-packed	+	50 / 200
607180	10 ml pipette	1/10	10 ml	paper / plastic	single-packed	+	50 / 200
760107	25 ml pipette	2/10	25 ml		bulk	+	25 / 200
760160	25 ml pipette	2/10	25 ml	plastic / plastic	single-packed	+	50 / 200
760180	25 ml pipette	2/10	25 ml	paper / plastic	single-packed	+	50 / 200
768160	50 ml pipette	1/2	50 ml	plastic / plastic	single-packed	+	20 / 100
768180	50 ml pipette	1/2	50 ml	paper / plastic	single-packed	+	20 / 100



Serological Pipettes

Triple-packed

- / Sterile
- / Increased volume range with negative graduations
- / Lot number and expiry date on each bag
- / Filter for protection against suction of liquids into the pipetting device
- / Triple-packed

STERILE	FREE OF detectable DNase	FREE OF detectable human DNA	FREE OF detectable RNase	non-cytotoxic	non-pyrogenic
---------	--------------------------	------------------------------	--------------------------	---------------	---------------

Raw material: PS, Packaging: plastic / plastic, Triple-packed: yes

Item No.	Description	Graduation	Nominal volume	Sterile	Qty. inner / outer
604160-TRI	1 ml pipette	1/100	1 ml	+	10 / 100
710160-TRI	2 ml pipette	1/100	2 ml	+	10 / 100
606160-TRI	5 ml pipette	1/10	5 ml	+	10 / 100
607160-TRI	10 ml pipette	1/10	10 ml	+	10 / 100
760160-TRI	25 ml pipette	2/10	25 ml	+	10 / 100
768160-TRI	50 ml pipette	1/2	50 ml	+	10 / 100

Serological Pipettes

Special Models



- / Short-format pipettes (shorties) permit back-saving work
- / 2 ml aspiration pipette without plug and graduation
- / Single-packed

STERILE	FREE OF detectable DNase	FREE OF detectable human DNA	FREE OF detectable RNase	non-cytotoxic	non-pyrogenic
---------	--------------------------	------------------------------	--------------------------	---------------	---------------

Raw material: PS

Item No.	Description	Feature	Graduation	Nominal volume	Packaging	Sterile	Qty. inner / outer
710183	2 ml aspiration pipette	no plug	-	2 ml	paper / plastic	+	100 / 1,000
606190	5 ml pipette	shorty	1/10	5 ml	plastic / plastic	+	50 / 200
607190	10 ml pipette	shorty	2/10	10 ml	plastic / plastic	+	50 / 200



MaxiPette

- / Ergonomic design for easy pipetting
- / Variable speed control
- / Cordless and rechargeable
- / Up to eight hours of continuous operation
- / Compatible with Greiner Bio-One serological pipettes

Description: MaxiPette, Content Kit: pipette controller charger benchtop stand extra filter replaceable lithium battery

Item No.	Qty. inner / outer
847070	1 / 1

/ Device with US or UK plug available on request



Pasteur / Serum Pipettes

- / Ideally suited for the rapid transfer of liquids
- / Sterile / non-sterile

Length: 153 mm

Item No.	Description	Graduation	Working volume	Sterile	Qty. inner / outer
700370	pasteur pipette	-	≤0.1 ml		500 / 1,500
700361	pasteur pipette	-	≤0.1 ml	+	25 / 1,000
612301	serum pipette	yes	≤2.5 ml		500 / 1,500
612361	serum pipette	yes	≤2.5 ml	+	1 / 800
612362	serum pipette	yes	≤2.5 ml	+	25 / 1,000



The study of microorganisms, their metabolism and their effects on other (macro-) organisms generally refers to the field of microbiology. The various detection methods are used in many research areas and in industry. For example, tests for the detection of microorganisms and for quality assurance are also applied in the production of pharmaceuticals, cosmetics, food and beverages.

MICROBIOLOGY

/ Dishes / Plates / Others	156
Petri Dishes	157
Contact Dishes Divided Petri Dish.....	157
Macroplate / Square Petri Dish / OneWell Plate	158
Swab Tube Cotton Swab	158
Disposable Inoculation Loops / Needles	159



/ For exact dimensions of our petri dishes, please refer to the product data sheets on our website.

DISHES / PLATES / OTHERS

Greiner Bio-One offers petri dishes with diameters of 35, 60, 94, 100 and 145 mm. Manufactured from highly transparent polystyrene (PS), they are heat-resistant up to 60 °C for use with hot agar. Depending on the application vented and non-vented design can be selected. Besides the standard round design, a square-profile dish (120 mm x 120 mm x 17 mm) and the OneWell Plate in SBS format are available.

Furthermore, Greiner Bio-One offers contact dishes which are used with hygiene monitoring including detection of contaminations as well as testing the effectiveness of cleaning and disinfection on plane surfaces by means of contact cultures. The product range is completed by a special model with two compartments which enables parallel experiments with different samples or parameters in one dish.



Petri Dishes

- / Available in different sizes
- / Easy stacking
- / With or without vents
- / Manufactured from crystal clear polystyrene

Item No.	Height	Ø nominal size	Vent nock	Qty. inner / outer
627102	10 mm	35 mm	yes	10 / 740
628102	15 mm	60 mm	yes	20 / 600
632180	16 mm	94 mm	no	20 / 480
633180	16 mm	94 mm	yes	20 / 480
664102	20 mm	100 mm	yes	15 / 360
639102	20 mm	145 mm	yes	15 / 120



Contact Dishes

Divided Petri Dish

- / With or without vents
- / Manufactured from crystal clear polystyrene
- / Contact dish (sterile) with graduation to enable quick and easy analyses

Height: 15 mm

Item No.	Feature	Compartments	Ø nominal size	Total volume (Well)	Vent nock	Sterile	Qty. inner / outer
629102			65 mm		no		20 / 600
629161	graduated		65 mm		no	+	20 / 600
629180	graduated		65 mm		yes	+	20 / 600
635102	2 compartments	2	94 mm	20 ml	yes		20 / 480



Macroplate / Square Petri Dish /

OneWell Plate

- / With vents
- / Manufactured from crystal clear polystyrene
- / Optimised space requirement compared to round dishes

Item No.	Feature	Well format	Length	Width	Product colour	Total volume (Well)	Lid	Vent nock	Qty. inner / outer
657102	microplate format	6	127.8 mm	85.5 mm	○ clear	16 ml	condensation rings		2 / 100
670102	microplate format	1	127.8 mm	85.5 mm	○ clear	113.7 ml	yes	yes	8 / 32
688102	square		120 mm	120 mm	○ clear		yes	yes	10 / 240

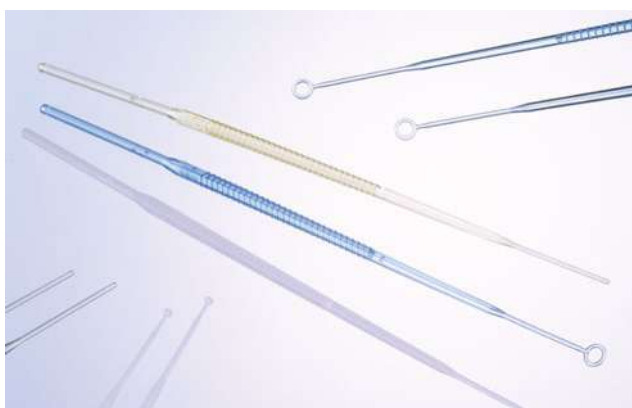


Swab Tube

Cotton Swab

- / Suitable for taking non-human bacteriological, serological or cytological samples in veterinary research
- / For hygienic controls in food industry as well as in environmental sampling

Item No.	Description	Feature	Height	Ø	Sterile	Qty. inner / outer
420161	Swab Tube	Swab tube, polystyrol	110 mm	16 mm	+	- / 1,300
420180	Swab Tube	Swab tube, polystyrol	110 mm	16 mm	+	1 / 1,000
421161	Swab Tube	Swab tube, polystyrol	152 mm	16 mm	+	- / 1,000
421180	Swab Tube	Swab tube, polystyrol	152 mm	16 mm	+	1 / 700
421084	Cotton Swab		145 mm		+	1 / 1,400



STERILE

Disposable Inoculation Loops / Needles

- / Needles ideal for picking single colonies
- / Flexible loops for easier collection and inoculation
- / Colour coding for volume differentiation

Length: 200 mm

Item No.	Description	Product colour	Volume	Sterile	Qty. inner / outer
731101	inoculation loop	○ white	1 µl	+	50 / 2,000
731161	inoculation loop	○ white	1 µl	+	1 / 600
731165	inoculation loop	○ white	1 µl	+	10 / 3,000
731170	inoculation loop	● blue	10 µl	+	50 / 2,000
731171	inoculation loop	● blue	10 µl	+	1 / 600
731175	inoculation loop	● blue	10 µl	+	10 / 3,000
731180	inoculation needle	● yellow		+	50 / 2,000
731181	inoculation needle	● yellow		+	1 / 600
731185	inoculation needle	● yellow		+	10 / 3,000




Continued progress in research and related technologies, such as microscopy, imaging, detection and liquid handling, has given rise to a wide variety of platforms used in basic science, biotechnology and pharmaceutical drug development. Today, researchers can select application-specific microplates among a broad range of products that differ in format, design, base material, colour and surface properties.

HTS-MICROPLATES

/ 96 Well Microplates	166	/ UV-Star® Microplates	185
96 Well Microplates Polystyrene	167	UV-Star® Microplates	186
96 Well Microplates Polystyrene - Half Area...	168		
96 Well Microplates Polypropylene.....	168	/ Lids / Sealers / CapMats	187
		Lids	188
/ 384 Well Microplates	170	Sealers	188
384 Well Microplates Polystyrene	171	CapMats	189
384 Well Microplates Polystyrene - Small Volume	172		
.....	172	/ Protein Crystallisation Plates	190
384 Well Microplates Polypropylene.....	172	96 Well CrystalQuick / CrystalQuick Plus Plates	191
		191
/ 1536 Well Microplates	173	24 Well ComboPlate CrystalBridge / Coverslips	191
1536 Well Microplates	174	191
		Terasaki Plates 60 and 72 Well	192
/ Polypropylene Storage Plates	175		
96 Well MASTERBLOCK® Polypropylene.....	176		
96 Well Storage Box	176		
384 Deep Well MASTERBLOCK® Polypropylene	177		
.....	177		
1536 Deep Well Microplates Polypropylene	177		
/ Microplates for Compound Storage	178		
Microplates for Compound Storage 384 and 1536	179		
Well	179		
/ Non-binding Microplates	180		
Non-binding Microplates 96 Well	181		
Non-binding Microplates 384 and 1536 Well	181		
/ Streptavidin-coated Microplates.....	183		
Streptavidin-coated 96 and 384 Well	184		

MICROPLATES

- / Comprehensive microplate portfolio
- / 96 / 384 / 1536 Well
- / High-quality materials for each application
- / Different well geometries
- / Various surface modifications



HIGH-THROUGHPUT SCREENING MICROPLATES FROM GREINER BIO-ONE

Polypropylene (PP) and **polystyrene (PS)** are the standard materials used to manufacture the majority of microplates. Polystyrene is a highly clear polymer with excellent optical properties which makes it ideal for precise optical measurements. Polystyrene is also characterised by its ability to bind biomolecules, such as proteins, and it is therefore often used for manufacturing immunological products. Polystyrene is suitable for work with cell cultures. Polypropylene is character-

ised by its excellent chemical and thermal stability. It is the ideal polymer for storage vessels or microplates. In addition, Greiner Bio-One manufactures microplates with special requirement profiles, such as the UV-Star® or SCREENSTAR microplates made from different **cycloolefins**. They are characterised by their low level of autofluorescence, exceptionally high clarity, especially in the UV range, and greater chemical stability when compared with polystyrene.

GREINER BIO-ONE MICROPLATES:

- / Manufactured under DIN ISO 9001 guidelines
- / Full traceability
- / Footprint compatible with automated systems
- / Free of detectable endotoxins
- / Free of detectable DNase, RNase and human DNA
- / Available with barcode on request



**OUR PORTFOLIO
OFFERS THE
RIGHT PLATFORM
AND COATING
FOR EVERY
APPLICATION**

μClear® and UV-Star® Film Bottom Microplates

The development of a new and patented processing technique has made it possible for us to produce microplates with ultra-thin films, without the use of adhesives or solvents – the μClear® and UV-Star® products. This special method eradicates the risk of leaking wells.

SensoPlate Glass Bottom Microplates

SensoPlate glass bottom microplates consist of a black pigmented polystyrene frame on to which a 175 μm thick borosilicate glass bottom is bonded. Thanks to the high optical quality of the glass bottom as well as the minimal bending, SensoPlate are

especially recommended for fluorescence correlation spectroscopy and sophisticated microscopic applications.

Black or White?

White microplates are usually used for luminescence measurements (e. g. Luciferase Reporter Assays) and black microplates for fluorescence measurements (e.g. Green Fluorescence Protein). The critical properties in these methods, such as background, autofluorescence or crosstalk are considerably improved by the use of black or white pigmented microplates.





Further information on microplates:

Forum No. 19: Base Material and Surface Modifications of Greiner Bio-One Multiwell Plates and Microplates – An Overview (**F073793**)

Microplate Selection Guide (**F073048**)

Microplate Dimensions Guide (**F073027**).





BARCODE:

You can download the microplate order form directly from our website www.gbo.com (Item no. F073010)

MICROLON, FLUOTRAC, LUMITRAC

These brands stand for the quality of our immunology products. MICROLON are clear microplates for transmission measurements. FLUOTRAC are black microplates for fluorescence measurements. LUMITRAC are white microplates for luminescence measurements.

Non-binding Surfaces

Non-binding surfaces are characterised by their low binding capacity for biomolecules such as DNA, RNA, peptides and proteins. The repellent property of the non-binding surfaces for biomolecules can be advantageous in biochemical assays by increasing the sensitivity, reducing the background and improving the signal-to-noise ratio.

MICROLON, FLUOTRAC, LUMITRAC

Quality brands for immunological Plates:

MICROLON

clear microplates for transmission measurements

FLUOTRAC

black microplates for fluorescence measurements

LUMITRAC

white microplates for luminescence measurements


Non-binding surfaces

Low binding capacity for biomolecules such as DNA, RNA, peptides and proteins for sensitive biochemical assays

Cell Culture Surface

Significantly improves the adhesion of cells and the binding of proteins to the plastic surface

(see chapter cell culture)



/ For details regarding the different well profiles, please refer to the technical appendix.

96 WELL MICROPLATES

Since its introduction in the 1960's applications for the 96 well microplate have continually increased to the extent that it is impossible to envisage modern research and industry without it today. Greiner Bio-One has been manufacturing microplates and strip microplates for diagnostics

and immunological research for over 40 years. A large number of different 96 well microplates is available in a wide variety of surface treatments. The spectrum ranges from clear bottom microplates and completely black or white microplates to UV-Star® products.

- / Available in polystyrene, polypropylen and cycloolefin
- / Clear / black / white
- / With U-bottom, V-bottom or F-bottom
- / Sterile / non-sterile
- / Non-treated or in high binding quality
- / In non-binding quality

FREE OF
detectable
DNaseFREE OF
detectable
human DNAFREE OF
detectable
RNase**96 Well Microplates****Polystyrene**

- / With U-bottom, V-bottom or F-bottom
- / Sterile / non-sterile
- / Non-treated or in high binding quality
- / With solid bottom or μ Clear® film bottom

Well format: 96, Raw material: PS, Lid: no

Item No.	Well profile	Bottom	Binding characteristic	Binding Brand name	Surface treatment	Product colour	Working volume (well)	Sterile	Qty. inner / outer
650101	U-bottom	solid			un-treated	○ clear	40 μ l - 280 μ l		10 / 100
650161	U-bottom	solid			un-treated	○ clear	40 μ l - 280 μ l	+	2 / 100
651101	V-bottom	solid			un-treated	○ clear	40 μ l - 200 μ l		10 / 100
651161	V-bottom	solid			un-treated	○ clear	40 μ l - 200 μ l	+	2 / 100
655101	F-bottom	solid			un-treated	○ clear	25 μ l - 340 μ l		10 / 100
655161	F-bottom	solid			un-treated	○ clear	25 μ l - 340 μ l	+	2 / 100
655075	F-bottom / Chimney Well	solid			un-treated	○ white	25 μ l - 340 μ l		10 / 40
655074	F-bottom / Chimney Well	solid	high-binding	LUMITRAC 600		○ white	25 μ l - 340 μ l	+	10 / 40
655077	F-bottom / Chimney Well	solid	high-binding	FLUOTRAC 600		● black	25 μ l - 340 μ l	+	10 / 40
655076	F-bottom / Chimney Well	solid			un-treated	● black	25 μ l - 340 μ l		10 / 40
655095	F-bottom / Chimney Well	μ Clear®			un-treated	○ white	25 μ l - 340 μ l		10 / 40
655094	F-bottom / Chimney Well	μ Clear®	high-binding			○ white	25 μ l - 340 μ l	+	10 / 40
655097	F-bottom / Chimney Well	μ Clear®	high-binding			● black	25 μ l - 340 μ l	+	10 / 40
655096	F-bottom / Chimney Well	μ Clear®			un-treated	● black	25 μ l - 340 μ l		10 / 40



FREE OF detectable DNase	FREE OF detectable human DNA	FREE OF detectable RNase	non-cytotoxic	non-pyrogenic
--------------------------	------------------------------	--------------------------	---------------	---------------

96 Well Microplates


Polystyrene - Half Area

- / Sterile / non-sterile
- / Reduction of sample volume by up to 50 %
- / Standardised pathlength (1 cm=170 µl, 0.5 cm=80 µl)
- / Non-treated or in high binding quality
- / With solid bottom or µClear® film bottom

Well format: 96, Well profile: F-bottom, Raw material: PS, Plate design: half area, Working volume (well): 15 µl - 175 µl, Lid: no

Item No.	Bottom	Binding characterisitc	Surface treatment	Product colour	Sterile	Qty. inner / outer
675161	solid		untreated	○ clear	+	10 / 40
675101	solid		untreated	○ clear		10 / 40
675074	solid	high-binding		○ white	+	10 / 40
675075	solid		untreated	○ white		10 / 40
675077	solid	high-binding		● black	+	10 / 40
675076	solid		untreated	● black		10 / 40
675096	µClear®		untreated	● black		10 / 40

/ Further information on Half Area Microplates: Forum No. 16: 96 Well Half Area Microplates and their Application in Fluorescence, Luminescence and Transmission Measurements (F073121)



FREE OF detectable DNase	FREE OF detectable human DNA	FREE OF detectable RNase	non-pyrogenic
--------------------------	------------------------------	--------------------------	---------------

96 Well Microplates


Polypropylene

- / Ideally suited for the storage of active agents, DNA/RNA or stock cultures
- / High chemical resistance and temperature tolerance
- / Black plates for fluorescence polarisation

Well format: 96, Bottom: solid, Raw material: PP, Surface treatment: untreated, Lid: no

Item No.	Well profile	Product colour	Working volume (well)	Sterile	Qty. inner / outer
650201	U-bottom / Chimney Well	○ natural	50 µl - 300 µl		10 / 100

Item No.	Well profile	Product colour	Working volume (well)	Sterile	Qty. inner / outer
650261	U-bottom / Chimney Well	○ natural	50 µl – 300 µl	+	10 / 100
650209	U-bottom / Chimney Well	● black	50 µl – 300 µl		10 / 100
655201	F-bottom / Chimney Well	○ natural	25 µl – 370 µl		10 / 100
655209	F-bottom / Chimney Well	● black	25 µl – 370 µl		10 / 100
651201	V-bottom/Chimney Well	○ natural	50 µl – 335 µl		10 / 100
651209	V-bottom/Chimney Well	● black	50 µl – 335 µl		10 / 100



- / For cell culture treated microplates, please refer to chapter cell culture


384 WELL MICROPLATES

Drug screening has undergone rapid development over the past years.

The number of tests with new targets and the number of active agents to be tested is constantly increasing. Volume reduction, simple testing and cost savings are some of the highest priorities and high format microplates with a low well volume are one of the most important tools in achieving this. One of the first

higher format microplates was the 384 well plate, launched by Greiner Bio-One in 1994/1995. Compared with the 96 well microplate, the number of wells is quadrupled in this microplate, combined with a volume reduction from 382 μ l to 131 μ l. The well-to-well spacing is 4.5 mm (96 well plate: 9 mm). The external dimensions of the 384 well microplates are compatible with automated systems.

- / Available in polystyrene, polypropylen and cycloolefin
- / Clear / black / white
- / With F-bottom, V-bottom or as Small Volume option
- / Solid bottom or μ Clear® film bottom
- / Non-treated or in high binding quality
- / In non-binding quality




384 Well Microplates
Polystyrene

- / Solid bottom or μ Clear® film bottom
- / Sterile / non-sterile
- / Non-treated or in high binding quality

FREE OF detectable DNase	FREE OF detectable human DNA	FREE OF detectable RNase	non-cytotoxic	non-pyrogenic
--------------------------	------------------------------	--------------------------	---------------	---------------

Well format: 384, Well profile: F-bottom, Raw material: PS, Working volume (well): 15 μ l - 110 μ l

Item No.	Bottom	Binding characterisitic	Binding Brand name	Surface treatment	Product colour	Lid	Sterile	Qty. inner / outer
781101	solid			untreated	○ clear	no		10 / 100
781061	solid	high-binding			○ clear	no	+	10 / 40
781162	solid			untreated	○ clear	no	+	10 / 100
781185	solid			untreated	○ clear	yes	+	1 / 32
781186	solid			untreated	○ clear	yes	+	8 / 32
781074	solid	high-binding	LUMITRAC 600		○ white	no	+	10 / 40
781075	solid			untreated	○ white	no		10 / 40
781077	solid	high-binding	FLUOTRAC 600		● black	no	+	10 / 40
781076	solid			untreated	● black	no		10 / 40
781095	μ Clear®			untreated	○ white	no		10 / 40
781097	μ Clear®	high-binding			● black	no	+	10 / 40
781096	μ Clear®			untreated	● black	no		10 / 40



FREE OF detectable DNase	FREE OF detectable human DNA	FREE OF detectable RNase	non-cytotoxic	non-pyrogenic
--------------------------	------------------------------	--------------------------	---------------	---------------

384 Well Microplates


Polystyrene - Small Volume

HiBase

- / Perfect for top reading even at low working volumes
- / Savings in reagent similar to 1536 well microplates
- / Made of clear / black / white polystyrene for transmission, fluorescence or luminescence measurements

Well format: 384, Well profile: F-bottom, Bottom: solid, Raw material: PS, Surface treatment: untreated, Plate geometry: HiBase, Plate design: Small Volume, Working volume (well): 4 µl - 25 µl, Lid: no

Item No.	Product colour	Qty. inner / outer
784101	○ clear	10 / 40
784075	○ white	10 / 40
784075-25	○ white	25 / 150
784076	● black	10 / 40
784076-25	● black	25 / 150



FREE OF detectable DNase	FREE OF detectable human DNA	FREE OF detectable RNase	non-pyrogenic
--------------------------	------------------------------	--------------------------	---------------

384 Well Microplates

Polypropylene


- / Ideally suited for the storage of active agents, DNA/RNA or stock cultures
- / High chemical resistance and temperature tolerance
- / Available natural or black
- / Item No. 781201-906 for Acoustic Liquid Handling

Well format: 384, Bottom: solid, Raw material: PP, Surface treatment: untreated, Lid: no

Item No.	Well profile	Product colour	Plate geometry	Plate design	Working volume (well)	Qty. inner / outer
781201	F-bottom	○ natural			15 µl - 145 µl	10 / 100
784201	V-bottom	○ natural	Deep Well	Small Volume	1 µl - 90 µl	10 / 100
781201-906	F-bottom	○ natural			15 µl - 145 µl	10 / 100
781209	F-bottom	● black			15 µl - 145 µl	10 / 100
781280	V-bottom	○ natural			13 µl - 120 µl	10 / 100



/ For cell culture treated microplates, please refer to chapter cell culture



1536 WELL MICROPLATES


- / Available in polystyrene, polypropylen and cycloolefin
- / Clear / black / white
- / HiBase for top reading applications
- / Solid bottom or μ Clear® film bottom
- / Sterile / non-sterile
- / Non-treated or in high binding quality

The highest possible degree of automation, optimal performance and cost savings continue to be the requirements placed on microplates for high-throughput screening.

In 1997, shortly after the launch of the 384 well microplates, Greiner Bio-One was the first manufacturer to introduce another innovative microplate format – the 1536 well microplate. The external dimensions were

the same as those used in the 96 well and 384 well microplates. However, to utilise the available space most efficiently, the number of wells was increased four-fold from 384 to 1536.

Close cooperation with numerous users has now led to the development of a broad product range, and the constant drive towards improvements in quality has, for example, led to a reduction in curvature of the plates to < 100 μ m.



1536 Well Microplates

- / Solid bottom or μ Clear® film bottom
- / Sterile / non-sterile
- / Non-treated or in high binding quality

FREE OF
detectable
DNase

FREE OF
detectable
human DNA

FREE OF
detectable
RNase


 non-
pyrogenic

Well format: 1536, Well profile: F-bottom, Raw material: PS, Plate geometry: HiBase,
Working volume (well): 3 μ l - 10 μ l, Lid: no

Item No.	Bottom	Binding characterisitc	Binding Brand name	Surface treatment	Product colour	Sterile	Qty. inner / outer
782101	solid			untreated	○ clear		15 / 60
782061	solid	high-binding	MICROLON 600		○ clear	+	15 / 60
782075	solid			untreated	○ white		15 / 60
782074	solid	high-binding	LUMITRAC 600		○ white	+	15 / 60
782076	solid			untreated	● black		15 / 60
782077	solid	high-binding	FLUOTRAC 600		● black	+	15 / 60
782095	μ Clear®			untreated	○ white		15 / 60
782097	μ Clear®	high-binding			● black	+	15 / 60
782096	μ Clear®			untreated	● black		15 / 60



/ Compound storage plates for acoustic liquid handling can also be found in this chapter.



POLYPROPYLENE STORAGE PLATES

Greiner Bio-One polypropylene microplates are perfect storage plates for active agents, patient samples or biomolecules.

Their most important properties are biological inertness, resistance to numerous solvents commonly used in the laboratory, such as DMSO and high temperature resistance. The footprint

is compatible with automated systems.

The microplates are also characterised by elevated well walls which make it possible to easily seal them. The portfolio ranges from the 96 well MASTERBLOCK® with volumes of 0.5 ml, 1 ml or 2 ml over a MASTERBLOCK® with 384 wells or 1536 wells up to the 96 well storage box.

- / Ideally suited for the storage of active agents, DNA/RNA or stock cultures
- / High chemical resistance and temperature tolerance

HTS-Microplates

Polypropylene Storage Plates



FREE OF
detectable
DNase

FREE OF
detectable
human DNA

FREE OF
detectable
RNase

 non-
pyrogenic


96 Well MASTERBLOCK®

Polypropylene

- / Ideal for storing non-human sample material and cultivating bacteria / yeast
- / Uniform external dimensions and tolerances
- / Alphanumeric well coding
- / Sealable with adhesive films and heat sealers
- / Sealable with CapMats

Well format: 96, Bottom: solid, Raw material: PP


Item No.	Well profile	Product colour	Total volume (Well)	Lid	Sterile	Qty. inner / outer
780201	U-bottom	○ natural	1 ml	CapMat 381070, 381061		1 / 50
780261	U-bottom	○ natural	1 ml	CapMat 381070, 381061	+	1 / 50
780215	U-bottom	○ natural	1 ml	CapMat 381070, 381061		5 / 50
786201	V-bottom	○ natural	0.5 ml	CapMat 381070, 381061		8 / 80
786261	V-bottom	○ natural	0.5 ml	CapMat 381070, 381061	+	1 / 80
780270	V-bottom	○ natural	2 ml	CapMat 381080, 381081		1 / 50
780271	V-bottom	○ natural	2 ml	CapMat 381080, 381081	+	1 / 50
780285	V-bottom	○ natural	2 ml	CapMat 381080, 381081		5 / 50



96 Well Storage Box

- / Storage box made of polycarbonate
- / With / without 96 polypropylene vessels
- / Coding card included
- / All components autoclavable

Item No.	Sterile	Qty. inner / outer
975502		1 / 120
975561	+	1 / 50
975570		1 / 50




384 Deep Well MASTERBLOCK®
Polypropylene

- / Ideal for compound libraries and applications with larger volumes
- / Conical well shape for precise pipetting
- / Alphanumeric well coding
- / Sealable with adhesive films and heat sealers

FREE OF detectable DNase	FREE OF detectable human DNA	FREE OF detectable RNase	non-cytotoxic	non-pyrogenic
--------------------------	------------------------------	--------------------------	---------------	---------------

Well format: 384, Well profile: V-bottom, Bottom: solid, Raw material: PP, Plate geometry: Deep Well, Lid: no

Item No.	Product colour	Sterile	Qty. inner / outer
781270	○ natural		6 / 60
781271	○ natural	+	6 / 60



1536 Deep Well Microplates
Polypropylene

- / Uniform external dimensions and tolerances
- / Total volume of 18 µl
- / Alphanumeric well coding
- / Sealable with adhesive films and heat sealers

FREE OF detectable DNase	FREE OF detectable human DNA	FREE OF detectable RNase	non-cytotoxic	non-pyrogenic
--------------------------	------------------------------	--------------------------	---------------	---------------

Well format: 1536, Well profile: V-bottom, Bottom: solid, Raw material: PP, Plate geometry: Deep Well, Working volume: 3 µl - 15 µl, Lid: no

Item No.	Product colour	Sterile	Qty. inner / outer
782261	○ natural	+	15 / 60
782270	○ natural		15 / 60



/ Watch our video:



MICROPLATES FOR COMPOUND STORAGE

Polypropylene is still the material of choice for storage plates, but the material class of cycloolefins is becoming more routinely used because of its unsurpassed performance for a wide range of applications.

In compound storage, plates made from cycloolefins offer the

best combination of chemical resistance to polar solvents, like DMSO, and optical clarity. In addition, the dimensional stability and glass-like optical properties make this material ideally suited for plates in fully automated systems.

- / Suited for compound storage
- / Resistant against polar solvents
- / Excellent water and vapour barrier function
- / Almost no leachables
- / Low biomolecule binding
- / Glass-like optical properties



Microplates for Compound Storage

384 and 1536 Well

Microplates for Acoustic Liquid Handling

- / Stringent production specifications for a constant bottom quality
- / Microplates are deionised and packed in antistatic bags

Well profile: F-bottom, Bottom: solid, Lid: no

Item No.	Well format	Raw material	Surface treatment	Product colour	Plate geometry	Plate design	Working volume (well)	Qty. inner / outer
781201-906	384	PP	untreated	● natural			15 µl - 145 µl	10 / 100
793855	384	cycloolefin		○ clear	HiBase	Small Volume	1 µl - 25 µl	15 / 60
782855	1536	cycloolefin		○ clear	HiBase		1 µl - 10 µl	15 / 60
792870-906	1536	cycloolefin		○ clear			1 µl - 14 µl	15 / 60



/ For more detailed information on well profiles and technical details please refer to our data sheets on our website: www.gbo.com

NON-BINDING MICROPLATES

Polystyrene microplates with non-treated surfaces are commonly used for homogeneous biochemical HTS assays and demonstrate low and reproducible biomolecule binding.

However, even low amounts of biomolecular binding (e. g. DNA, RNA, proteins, peptides) can cause an undesirable increase in background, resulting in decreased signal-to-noise ratio.

Greiner Bio-One's non-binding microplate surfaces prevent unwanted non-specific binding, especially advantageous for sensitive biochemical assays. Characterised by low protein, DNA, RNA and peptide binding properties the non-binding surfaces significantly increase assay sensitivity by reducing background and improving signal-to-noise ratio.

- / 96 / 384 / 1536 well format
- / Clear / black / white
- / Solid bottom or μ Clear® film bottom
- / Ultra low non-specific biomolecular binding properties
- / Long-term surface stability without degradation or leaching



FREE OF detectable DNase
FREE OF detectable human DNA
FREE OF detectable RNase
non-pyrogenic


Non-binding Microplates

96 Well

- / Clear / black / white
- / U-bottom, V-bottom or F-bottom/chimney well
- / Solid bottom or μ Clear® film bottom

Well format: 96, Raw material: PS, Binding characterisitc: Non-binding, Lid: no

Item No.	Well profile	Bottom	Product colour	Working volume (well)	Qty. inner / outer
650901	U-bottom	solid	○ clear	40 μ l - 280 μ l	10 / 40
651901	V-bottom	solid	○ clear	40 μ l - 200 μ l	10 / 40
655901	F-bottom / Chimney Well	solid	○ clear	25 μ l - 340 μ l	10 / 40
655904	F-bottom / Chimney Well	solid	○ white	25 μ l - 340 μ l	10 / 40
655900	F-bottom / Chimney Well	solid	● black	25 μ l - 340 μ l	10 / 40
655903	F-bottom / Chimney Well	μ Clear®	○ white	25 μ l - 340 μ l	10 / 40
655906	F-bottom / Chimney Well	μ Clear®	● black	25 μ l - 340 μ l	10 / 40



FREE OF detectable DNase
FREE OF detectable human DNA
FREE OF detectable RNase
non-pyrogenic

Non-binding Microplates

384 and 1536 Well

- / Clear / black / white
- / With F-bottom, V-bottom or as Small Volume option
- / Solid bottom or μ Clear® film bottom

Well profile: F-bottom, Raw material: PS, Binding characterisitc: Non-binding, Lid: no

Item No.	Well format	Bottom	Product colour	Plate geometry	Plate design	Working volume (well)	Qty. inner / outer
781901	384	solid	○ clear			15 μ l - 110 μ l	10 / 40
781904	384	solid	○ white			15 μ l - 110 μ l	10 / 40
781900	384	solid	● black			15 μ l - 110 μ l	10 / 40
781903	384	μ Clear®	○ white			15 μ l - 110 μ l	10 / 40


HTS-Microplates

Non-binding Microplates

Item No.	Well format	Bottom	Product colour	Plate geometry	Plate design	Working volume (well)	Qty. inner / outer
781906	384	μ Clear®	● black			15 μ l - 110 μ l	10 / 40
784904	384	solid	○ white	HiBase	Small Volume	4 μ l - 25 μ l	10 / 40
784900	384	solid	● black	HiBase	Small Volume	4 μ l - 25 μ l	10 / 40
782904	1536	solid	○ white	HiBase		3 μ l - 10 μ l	15 / 60
782900	1536	solid	● black	HiBase		3 μ l - 10 μ l	15 / 60



/ For more detailed information on well profiles and technical details please refer to our data sheets on our website: www.gbo.com



STREPTAVIDIN-COATED MICROPLATES

Streptavidin-coated solid phases serve as reliable binding surfaces for all types of biotinylated molecules.

Numerous ligands can be biotinylated simply and due to the low molecular weight of biotin (244 Da) the functionality of the molecules is normally not impaired. Thus streptavidin-coated solid phases make it possible to rapidly isolate, determine and quantify components from a reaction mixture. By immobilising the bi-

otinylated substance, it is also possible to reproduce complete reaction chains on a streptavidin solid phase, e. g. enzyme immunoassays, enzyme activity assays, DNA hybridisation techniques and quantification of PCR products.

The high-purity streptavidin is bound to the plate surface in a uniform and stable layer. The coefficient of variation from well to well is under 5 % for 96 well microplates and under 8 % for 384 well microplates.

- / Available in 96 well and 384 well format
- / Clear / black / white
- / 3-year shelf life at room temperature
- / All plates pre-blocked and ready-to-use

HTS-Microplates

Streptavidin-coated Microplates



Streptavidin-coated 96 and 384 Well

- / Long shelf life at room temperature
- / Lot number on each pack
- / Preblocked with BSA


Bottom: solid, Raw material: PS, Surface treatment: Streptavidin, Lid: no

Item No.	Well format	Well profile	Product colour	Qty. inner / outer
655990	96	C-bottom	○ clear	5 / 40
655995	96	C-bottom	○ white	5 / 40
655997	96	C-bottom	● black	5 / 40
781990	384	F-bottom	○ clear	5 / 40
781995	384	F-bottom	○ white	5 / 40
781997	384	F-bottom	● black	5 / 40

/ Further streptavidin-coated microplates are available on request.



/ Application Note: UV/
VIS Spectroscopy in
Microplates UV-Star®,
µClear®, MICROLON and
CELLSTAR®



UV-STAR® MICROPLATES


UV / VIS spectroscopy is a classical analytical method for determining the chemical constitution of a substance and its concentration in aqueous solution.

UV / VIS spectroscopy is usually conducted in quartz glass cuvettes. However, cuvettes do not provide sufficient throughput when dealing with large amounts of samples, and microplates can be used to speed up work. Standard polystyrene microplates are only partially suitable for transmission measurements in the UV. Polystyrene absorbs UV especially in the short-wavelength range (< 320 nm). µClear® microplates with a thin polystyrene film base al-

ready have much lower background values and can be used up to 340 nm without any problem. The adaptation of the patented µClear® process technology to a new, innovative UV-transparent material has made it possible to produce microplates that extend the transmission range up to 230 nm.

For the determination of nucleic acid and protein concentrations at 260 nm or 280 nm without background interference UV-Star® microplates are the ideal alternative to expensive and fragile quartz glass plates or cuvettes. UV-Star® plates are also DMSO-resistant and can be stored at -20 °C without any problem.

- / Available in 96 well and 384 well format
- / With cycloolefin film bottom
- / For fluorescence correlation spectroscopy and microscopic applications
- / Optical window down to 230 nm ideal for nucleic acid determinations at 260 nm/280 nm
- / For measurements of protein concentration at 280 nm



UV-Star® Microplates

- / Available in 96 well and 384 well format
- / With cycloolefin film bottom
- / Optical window down to 230 nm ideal for nucleic acid determinations at 260 nm/280 nm
- / For measurements of protein concentration at 280 nm

FREE OF
detectable
DNase

FREE OF
detectable
human DNA

FREE OF
detectable
RNase

 non-
cytotoxic


 non-
pyrogenic

Well profile: F-bottom, Bottom: Cycloolefin film, Raw material: COC, Surface treatment: untreated, Lid: no

Item No.	Well format	Product colour	Plate design	Working volume (well)	Qty. inner / outer
675801	96	○ clear	half area	15 µl - 175 µl	10 / 40
655801	96	○ clear		25 µl - 340 µl	10 / 40
781801	384	○ clear		15 µl - 110 µl	10 / 40



- / Forum No 6: Sealers for microplates and their areas of application in molecular biology and cell culture (F073013)



LIDS / SEALERS / CAPMATS


- / Polystyrene lids in three different profile heights with and without condensation rings
- / Classical adhesive films coated with acrylate adhesive as well as advanced adhesive films with pressure sensitive silicone adhesive
- / EVA-CapMats for sealing of 96 well plates

Lids offer protection against contamination and evaporation during sample storage and cell cultivation.

In addition, Greiner Bio-One offers a full set of adhesive **sealers** for a wide range of routine and specialised applications, e.g. high-throughput screen-

ing, immunology, microbiology, molecular biology and PCR.

An alternative method for sealing 96 well plates are CapMats. They are made of ethyl vinyl acetate (EVA), are resistant to DMSO and can be used in a temperature range between -20 °C and +60 °C. CapMats are not pierceable.



FREE OF detectable DNase

FREE OF detectable human DNA

FREE OF detectable RNase

 non-pyrogenic

Lids

All sterile lids are non-cytotoxic.

Description: Lid, Raw material: PS

Item No.	Height	Condensation rings	Lid type	Sterile	Qty. inner / outer
656101	9 mm	no	high		1 / 100
656161	9 mm	no	high	+	1 / 100
656170	9 mm	yes	high		1 / 100
656171	9 mm	yes	high	+	1 / 100
656190	6 mm	no	flat		20 / 200
656191	6 mm	no	flat	+	20 / 200
691101	4.8 mm	no	ultra low		5 / 100
691161	4.8 mm	no	ultra low	+	5 / 100



Sealers

The classical sealers such as EASYseal, AMPLIseal, SILVERseal and BREATHseal are coated with an acrylate adhesive. The advanced sealer VIEWseal is coated with a pressure-sensitive silicone adhesive.

Item No.	Description	Feature	Pierceable	Sterile	Qty. inner / outer
676001	EASYseal	clear			100 / 2,000
676090	SILVERseal	aluminium foil	yes		100 / 1,200
676070	VIEWseal	clear			100 / 1,200
676040	AMPLIseal	clear			100 / 2,000
676050	BREATHseal	gas permeable			50 / 2.500
676051	BREATHseal	gas permeable		+	50 / 500

/ Forum No. 6: Sealers for microplates and their areas of application in molecular biology and cell culture (F073013)



CapMats

- / Made of ethyl vinyl acetate (EVA)
- / Available for 96 well microplates and MASTERBLOCK®
- / Sterile / non-sterile

FREE OF
detectable
DNase


FREE OF
detectable
human DNA

FREE OF
detectable
RNase

 non-
pyrogenic

Description: 96 Well CapMat, Pierceable: no, Raw material: EVA

Item No.	Well shape	Sterile	Qty. inner / outer
381070	round		10 / 50
381061	round	+	1 / 50
381080	square		10 / 50
381081	square	+	1 / 50



/ Forum No. 7: Advanced high-throughput platforms for protein crystallisation (F073016)

PROTEIN CRYSTALLISATION PLATES


Detailed knowledge of interactions between the structure and function of biomolecules is fundamental for biological, medical and pharmaceutical research. A reliable method is the X-ray structure analysis of protein crystals.

In order to show three-dimensional molecular structures, the proteins must first be crystallised. Since every protein is different and a variety of factors influence protein crystallisation, the optimal conditions are usually tested with high-throughput technologies (pipetting robots).

Greiner Bio-One has specially developed microplates and accessories of the CrystalStar series to meet the requirements of high-throughput crystallisation in a short time and with relatively small amounts of protein. Techniques such as vapour diffusion (sitting drop, hanging drop) and microbatch under oil can be carried out effectively.

Plates with **hydrophobic** surface are particularly well suited for nanolitre crystallisation of membrane proteins. **LBR (low birefringence)** plates are specifically designed for the use of polarised light.

- / For vapour diffusion or microbatch under oil
- / Made of polystyrene or polyolefin (LBR plates)
- / Footprint conforming to ANSI 1-2004 (except Terasaki plates)
- / Barcode labelling on request
- / CrystalQuick plates with alphanumeric well coding



**96 Well CrystalQuick /
CrystalQuick Plus Plates**

- / Crystallisation plates for sitting drop applications with different well profiles and material properties
- / Optimised for sealing with VIEWseal or AMPLIseal
- / Alphanumeric well coding

Item No.	Height	Material properties	Well profile	Plate design	Well / reservoir	Well volume, max	Volume per reservoir	Qty. inner / outer
609171	8 mm	standard	flat	square (LP)	1	3.9 µl	140 µl	20 / 80
609180	8 mm	hydrophobic	flat	square (LP)	1	3.9 µl	140 µl	20 / 80
609871	8 mm	LBR	flat	square (LP)	1	3.9 µl	140 µl	20 / 80
609101	14.4 mm	standard	flat	square (SW)	3	4.1 µl	320 µl	10 / 40
609120	14.4 mm	standard	concave	round (RW)	3	1.9 µl	320 µl	10 / 40
609130	14.4 mm	hydrophobic	flat	square (SW)	3	4.1 µl	320 µl	10 / 40
609801	14.4 mm	LBR	flat	square (SW)	3	4.1 µl	320 µl	10 / 40
609820	14.4 mm	LBR	concave	round (RW)	3	1.9 µl	320 µl	10 / 40
609830	14.4 mm	LBR, hydrophobic	flat	square (SW)	3	4.1 µl	320 µl	10 / 40



**24 Well ComboPlate
CrystalBridge / Coverslips**

- / Universal 24 well crystallisation plate with coverslips and CrystalBridge for sitting drop applications
- / Siliconised coverslips available


Item No.	Description	Feature	Well format	Ø well	Bottom shape	Well volume, max	Lid	Qty. inner / outer
662150	ComboPlate		24	16.3 mm	flat	3,300 µl	yes	6 / 24
662145	CrystalBridge		1	4.6 mm	concave	45 µl	no	- / 250
501870	round coverslips 18 mm	siliconised glass 0.19 - 0.22 mm						100 / 1,000

HTS-Microplates

Protein Crystallisation Plates

Item No.	Description	Feature	Well format	Ø well	Bottom shape	Well volume, max	Lid	Qty. inner / outer
503870	round coverslips 22 mm	siliconised glass 0.19 - 0,22 mm						100 / 1.000
503850	round coverslips 22 mm	siliconised glass 0.5 - 0,6 mm						100 / 1,000

/ Siliconised coverslips for Linbro plates (round, Ø 22 mm) are available on request.



Terasaki Plates

60 and 72 Well

- / For microbatch under oil applications
- / Conical well geometry
- / Plate rim facilitates filling of all wells at the same time
- / With lid

Height: 83.3 mm, Length: 58 mm, Width: 10 mm, Ø well bottom: 1.3 mm, Well profile: flat, Well volume, max: 11.5 µl, Working volume (well): ≤10 µl

Item No.	Well format	Qty. inner / outer
653102	60	10 / 580
654102	72	10 / 270

/ For Terasaki plates with TC treatment, please refer to chapter Immunology.



For the handling and analysis of chemical and biological samples with small or medium volumes, Greiner Bio-One offers a wide range of different analyser cups and reaction vessels with corresponding closures and cuvettes.

REACTION TUBES / ANALYSER CUPS

/	Reaction Tubes Analyser Cups	196
	Reaction Tubes	197
	Reaction Tubes 5 ml	197
	Closures for Reaction Tubes	198
	Analyser Cups	198
/	Semi-micro / Macro Cuvette	199
	Semi-micro / Macro Cuvette	200



/ For the max. relative centrifugal force (RCF), please refer to the technical appendix.

REACTION TUBES ANALYSER CUPS

Reaction tubes from Greiner Bio-One are available in many different versions. They have a high chemical and temperature resistance and are available from 0.5 ml to 5 ml for small and medium volumes. The reaction tubes are made of high-quality polypropylene and are available with or without lid. The lids of the corresponding vessels are flat and frosted to ensure easy labelling.

Brown reaction tubes have been specially developed for working with light-sensitive sample material. For working with liquid volumes from 1 to 5 ml, Greiner Bio-One offers **5 ml reaction tubes** with screw cap or snap

cap. The tubes are also made of highly transparent polypropylene and allow contamination-free access when pipetting medium sample volumes. They also have a frosted, writable surface. This ensures reliable sample identification in everyday laboratory work.

Analyser cups are available with conical or flat bottom design and with or without cap. All analyser cups are manufactured of highly transparent polystyrene. The volumes range from 1.7 ml up to 25 ml. We offer analyser cups that are suitable for the analytical systems of Hitachi or Coulter/Hycel.

- / For volumes from 0.5 ml up to 5 ml
- / With or without cap
- / With or without graduation



FREE OF detectable DNase FREE OF detectable human DNA FREE OF detectable RNase non-pyrogenic

Reaction Tubes

- / High chemical resistance and temperature tolerance
- / Flat, frosted lids and caps for easy labelling
- / Brown tube for light-sensitive materials

Description: reaction tube

Item No.	Feature	Support skirt	Graduation	Product colour	Volume range	Caps attached	Cap design	Qty. inner / outer
667201	Vitatron		-	○ natural	≤0.5 ml	yes	snap cap	1,000 / 10,000
616201	universal		yes	○ natural	≤1.5 ml	yes	snap cap	500 / 4,000
616283	universal		yes	● brown	≤1.5 ml	yes	snap cap	500 / 4,000
623201	universal		yes	○ natural	≤2 ml	yes	snap cap	500 / 4,000
618201		no	-	○ natural	≤1.5 ml	no	-	500 / 3,000
716201		no	yes	○ natural	≤1.5 ml		screw cap	500 / 5,000
717201		yes	yes	○ natural	≤1.5 ml		screw cap	500 / 5,000
722201		yes	yes	○ natural	≤2 ml		screw cap	500 / 5,000

/ Coloured versions of item no. 616201 and 623201 as well as sterile versions of all tubes are available on request.



FREE OF detectable DNase FREE OF detectable human DNA FREE OF detectable RNase non-cytotoxic non-pyrogenic

Reaction Tubes

5 ml

5 ml reaction tubes with either a snap cap for fast opening and closing or a screw cap for secure sample storage.


- / Outer diameter and shape similar to 15 ml tube
- / Resealable packaging

Description: reaction tube, Support skirt: no, Graduation: yes, Raw material: PP

Item No.	Product colour	Cap Colour	Caps attached	Cap design	Sterile	Qty. inner / outer
725201	○ natural	● blue		screw cap		100 / 500
725261	○ natural	● blue		screw cap	+	50 / 500
622201	○ natural		yes	snap cap		100 / 1,000
622261	○ natural		yes	snap cap	+	100 / 1,000

Reaction Tubes / Analyser Cups

Reaction Tubes Analyser Cups



FREE OF
detectable
DNase

FREE OF
detectable
human DNA

FREE OF
detectable
RNase

non-
pyrogenic

Closures for Reaction Tubes

- / Suitable for item no. 716XXX, 717XXX and 722XXX
- / Available in natural, red, blue, green and yellow
- / With gasket

Description: screw cap, Feature: with sealing ring, Suitable for tubes Ø: 12 mm, Cap design: screw cap

Item No.	Product colour	Qty. inner / outer
366380	○ natural	500 / 5,000
366383	● red	500 / 5,000
366384	● blue	500 / 5,000
366385	● green	500 / 5,000
366386	● yellow	500 / 5,000



Analyser Cups

- / For handling and analysis of chemical and biological samples
- / Available for different analytical systems

Description: analyser cup, Raw material: PS, Caps attached: no

Item No.	Feature	Support skirt	Bottom shape	Volume range	Lid type	Qty. inner / outer
668102	Coulter / Hycel	no	flat	≤25 ml	with lid	250 / 1,250
729101	Hitachi	yes	conical	≤1.7 ml	without lid	250 / 5,000



/ For further information, please refer to our website: www.gbo.com



SEMI-MICRO / MACRO CUVETTE

- / Available as semi-micro or macro cuvettes
- / Very thin walls for fast and even temperature control
- / Low light scattering and high transmission rate
- / Suitable for a wavelength range from 340-900 nm

Cuvettes are used for UV/VIS spectroscopy. Greiner Bio-One offers semi-micro cuvettes with a total volume of 1.6 ml and macro cuvettes with a total volume of 4 ml. Both versions are made of crystal-clear polystyrene and are particularly suitable for enzymatic determinations, as the

very thin wall thickness enables fast and even temperature control. Our cuvettes are characterised by their low light scattering combined with a high transmission rate. Semi-micro and macro cuvettes can be used in a wavelength range from 340 nm to 900 nm.

Reaction Tubes / Analyser Cups

Semi-micro / Macro Cuvette




Semi-micro / Macro Cuvette

- / Ideal for enzymatic determinations
- / Manufactured from crystal clear polystyrene
- / Minimal light scatter but high transmission rate
- / Applicable wavelength from 340 to 900 nm

Height: 45 mm, Length: 12.5 mm, Width: 12.5 mm, Pathlength: 10 mm, Raw material: PS


Item No.	Description	Working volume	Total volume	Qty. inner / outer
613101	semi-micro cuvette	≥0.95 ml	1.6 ml	100 / 1,000
614101	macro cuvette	≥2.5 ml	4 ml	100 / 1,000



The ELISA technique (Enzyme-Linked Immunosorbent Assay) is one of the most widely used biochemical methods in analytical laboratories and in diagnostics. With this method, analytes such as peptides, proteins, antibodies and hormones are detected and quantified selectively and in low concentrations. In addition, ELISAs can be automated and carried out with a high sample throughput, are relatively inexpensive and the test results are available promptly.

IMMUNOLOGY / HLA

/ ELISA Microplates	204
96 Well ELISA Microplates U-Bottom / V-Bottom / F-Bottom / Half Area	205
/ ELISA Strip Plates	206
96 Well ELISA Strip Plates	207
Single-break Strip Plates	208
/ Immuno Tubes	209
Immuno Tubes	210
/ Terasaki Plates	211
Terasaki Plates	212



/ Watch our video:



ELISA MICROPLATES


Greiner Bio-One has been manufacturing microplates for diagnostics and immunological research for over 30 years.

The microplate footprint is compatible with automated systems. A key step in ELISA is the binding of one assay component – antigen or antibody – to the solid surface by passive adsorption. Therefore, the features of this surface are crucial for the performance of the assay. All ELISA microplates from Greiner Bio-One are made

out of high-quality virgin polystyrene. The resin is highly transparent and therefore ideally suited for optical measurements. Beside products made of clear polystyrene for colorimetric measurements, Greiner Bio-One offers a wide variety of black and white ELISA microplates for luminescence and fluorescence measurements.

The quality of our immunological products is constantly controlled in our quality assurance laboratory by means of ELISA.

- / With U-Bottom / V-Bottom / F-Bottom standard (ST) / F-bottom chimney well / half area well geometry
- / With medium and high-binding surfaces
- / Made of clear / black / white polystyrene for transmission, fluorescence or luminescence measurements



96 Well ELISA Microplates

U-Bottom / V-Bottom / F-Bottom / Half Area

/ Manufactured from crystal clear polystyrene

FREE OF
detectable
DNase

FREE OF
detectable
human DNA


FREE OF
detectable
RNase

 non-
cytotoxic

 non-
pyrogenic

Well format: 96, Bottom: solid, Raw material: PS, Lid: no

Item No.	Well profile	Binding characterisitc	Binding Brand name	Product colour	Plate design	Working volume (well)	Qty. inner / outer
650001	U-bottom	med. binding	MICROLON 200	○ clear		40 µl - 280 µl	10 / 40
650061	U-bottom	high-binding	MICROLON 600	○ clear		40 µl - 280 µl	10 / 40
651001	V-bottom	med. binding	MICROLON 200	○ clear		40 µl - 200 µl	10 / 40
651061	V-bottom	high-binding	MICROLON 600	○ clear		40 µl - 200 µl	10 / 40
655001	F-bottom/ ST	med. binding	MICROLON 200	○ clear		25 µl - 340 µl	10 / 40
655061	F-bottom/ ST	high-binding	MICROLON 600	○ clear		25 µl - 340 µl	10 / 40
655080	F-bottom / Chimney Well	med. binding	MICROLON 200	○ clear		25 µl - 340 µl	10 / 40
655081	F-bottom / Chimney Well	high-binding	MICROLON 600	○ clear		25 µl - 340 µl	10 / 40
675001	F-bottom	med. binding	MICROLON 200	○ clear	half area	15 µl - 175 µl	10 / 40
675061	F-bottom	high-binding	MICROLON 600	○ clear	half area	15 µl - 175 µl	10 / 40



/ Watch our video:




ELISA STRIP PLATES

Greiner Bio-One is offering a large variety of 96 well strip microplates for diagnostic and immunological research applications.

Microplates in strip format offer the advantage of greater flexibility in diagnostics. Individual strips can be removed from the support frame so that the number of tests to be performed can be adjusted to the number of samples and is not predetermined by the microplate format used. In addition, the individual strips can be subjected to a wide variety of different test conditions. The quality of our immunological products is constantly

controlled in our quality assurance laboratory by means of ELISA. Clear MICROLON products are tested in a colorimetric immunoassay, black FLUOTRAC plates in a fluorescence immunoassay, white LUMITRAC plates in a luminescence immunoassay. The portfolio is completed by C8 single-break strip plates for immunological applications. These are supplied as twelve 8-well strips in a support frame with 96 spaces (12 x 8 matrix). The individual wells can be broken off separately ("single-break" option) and the number of tests performed can thus be precisely adjusted to the number of samples.

96 Well ELISA Strip Plates


- / Strips mounted in frame
- / Black and white F16 and U16 strip plates on request

FREE OF
detectable
DNaseFREE OF
detectable
human DNAFREE OF
detectable
RNase
 non-
cytotoxic

 non-
pyrogenic

Well format: 96, Bottom: solid, Raw material: PS, Lid: no

Item No.	Well profile	Binding characterisitic	Binding Brand name	Product colour	Plate design	Working volume (well)	Qty. inner / outer
767070	U-bottom	med. binding	MICROLON 200	○ clear	strip plate 12x8	50 µl - 280 µl	10 / 100
767071	U-bottom	high-binding	MICROLON 600	○ clear	strip plate 12x8	50 µl - 280 µl	10 / 100
762070	F-bottom	med. binding	MICROLON 200	○ clear	strip plate 12x8	20 µl - 350 µl	10 / 100
762071	F-bottom	high-binding	MICROLON 600	○ clear	strip plate 12x8	20 µl - 350 µl	10 / 100
762075	F-bottom	med. binding	LUMITRAC 200	○ white	strip plate 12x8	20 µl - 350 µl	10 / 100
762074	F-bottom	high-binding	LUMITRAC 600	○ white	strip plate 12x8	20 µl - 350 µl	10 / 100
762076	F-bottom	med. binding	FLUOTRAC 200	● black	strip plate 12x8	20 µl - 350 µl	10 / 100
762077	F-bottom	high-binding	FLUOTRAC 600	● black	strip plate 12x8	20 µl - 350 µl	10 / 100
756070	F-bottom	med. binding	MICROLON 200	○ clear	strip plate 6x18	20 µl - 350 µl	10 / 100
756071	F-bottom	high-binding	MICROLON 600	○ clear	strip plate 6x18	20 µl - 350 µl	10 / 100
754070	U-bottom	med. binding	MICROLON 200	○ clear	strip plate 6x18	50 µl - 280 µl	10 / 100
754061	U-bottom	high-binding	MICROLON 600	○ clear	strip plate 6x18	50 µl - 280 µl	10 / 100



Single-break Strip Plates


- / Clear with / without colour coding
- / Strips mounted in frame
- / C8 Single-break strip plates without colour coding cell culture treated on request

Well format: 96, Well profile: C-bottom, Bottom: solid, Raw material: PS, Plate design: strip plate 12x8, Working volume (well): 20 µl - 300 µl, Lid: no

Item No.	Binding characterisitc	Binding Brand name	Colour stripe	Colour coding well rim	Qty. inner / outer
705070	med. binding	MICROLON 200	○ clear		10 / 100
705071	high-binding	MICROLON 600	○ clear		10 / 100
705063	med. binding	MICROLON 200	○ clear	● red	10 / 100
705073	high-binding	MICROLON 600	○ clear	● red	10 / 100
705074	high-binding	MICROLON 600	○ clear	● blue	10 / 100
705065	med. binding	MICROLON 200	○ clear	● green	10 / 100
705075	high-binding	MICROLON 600	○ clear	● green	10 / 100
705066	med. binding	MICROLON 200	○ clear	● yellow	10 / 100
705076	high-binding	MICROLON 600	○ clear	● yellow	10 / 100



/ More tubes can be found in the chapter Tubes / Multipurpose containers




IMMUNO TUBES

Immuno tubes are often used for determining hormone levels, for example TSH (thyroid stimulating hormone). With a length of 75 mm and a diameter of 12 mm with and without a "star", they are available in both MICROLON 200 and MICROLON 600 quality. The so-called "star" at the bottom of

the tubes serves to increase the surface and thus makes it possible to bind larger amounts of antigens or antibodies.

The quality of our immunological products is constantly controlled in our quality assurance laboratory by means of ELISA.



Immuno Tubes

/ More tubes can be found in the chapter
Tubes / Multipurpose containers



Height: 75 mm, Ø: 12 mm, Raw material: PS, Nominal volume: 5 ml

Item No.	Binding characterisitc	Binding Brand name	Bottom shape	Qty. inner / outer
115001	med. binding	MICROLON 200	round	250 / 2.000
115061	high-binding	MICROLON 600	round	250 / 2.000
115070	med. binding	MICROLON 200	round with star	250 / 2.000
115071	high-binding	MICROLON 600	round with star	250 / 2.000



/ We provide Terasaki plates with one years' stability on the surface treatment.



TERASAKI PLATES

Greiner Bio-One Terasaki plates are suitable for all applications for serological determination of HLA antigens. The plates are supplied either with 60 or 72 wells, the plate dimensions stay the same.

The human leucocyte antigen (HLA) system is the major histo-compatibility complex (MHC) of humans and is composed of the two polymorphic classes HLA-I (A, B, and C) and HLA-II (DR, DQ, and DP). Basically, four different areas of indication can be distinguished for HLA typing: transplantation, transfusion, disease association

and forensic.

The serological determination of HLA proteins of the HLA-A, -B, -C and -DR genetic positions is primarily performed with the complement-dependent microlymphocytotoxicity test (LCT) or Terasaki test, which has been standardised since 1964. The basis for this test method is the cytolysis of the lymphocytes to be tested, which is caused by the antibody-antigen mediated activation of the complement system. Permeabilised lymphocytes are generally stained with chromophores or fluorophores and evaluated microscopically.




Terasaki Plates

- / 60 well and 72 well Terasaki plates
- / Manufactured from crystal clear polystyrene
- / Item 659180 contains one lid per bag

Surface treatment: TC, Well volume, max: 11.5 µl, Working volume (well): ≤10 µl, Lid: yes

Item No.	Well format	Stackable	Qty. inner / outer
653180	60	no	10 / 270
653190	60	no	120 / 480
659180	60	yes	10 / 200
659190	60	yes	150 / 1,200
654180	72	no	10 / 270
769190	72	yes	150 / 1.200



PCR (Polymerase Chain Reaction) is an important molecular biological method to determine processes in living organisms at the molecular level or genetic changes in the genetic material. It is used for the detection of diseases and parentage relationships as well as in forensics.

MOLECULAR BIOLOGY

/	Sapphire PCR Tubes.....	216
	PCR Tubes	217
	PCR 8-Tube Strips	218
	Sapphire PCR 8-Cap Strips	219
/	Sapphire PCR Microplates.....	220
	96 Well PCR Microplates	221
	384 Well PCR Microplates	221



/ For standard reaction tubes please refer to chapter reaction tubes / analyser cups.

SAPPHIRE PCR TUBES

The Sapphire PCR tube portfolio comprises a full range of PCR reaction tubes (0.2 ml and 0.5 ml) as well as PCR 8-tube strips and the matching 8-cap strips.


The thin wall construction optimises the heat transfer from the block to the reaction solution. PCR tubes with flat caps are suitable for real-time / quantitative PCR and have frosted caps for easy labelling.

The classical Sapphire PCR 8-tube strips are also available

with individually attached caps. The angular attached domed or flat caps can be closed and opened individually minimising the risk of cross contamination. Moreover, individual closing and opening helps to avoid pipetting errors and facilitates sample processing.

PCR 8-tube strips are also available as **low profile tubes** with a well volume of 0.1 ml ideal for FAST, standard and real-time PCR supporting the reduction of cycle time without compromises in accuracy and efficiency.

- / Manufactured out of highly transparent polypropylene without interfering additives
- / Thin-walled for efficient heat transfer during amplification
- / Comprehensive thermal cycler compatibility



PCR Tubes

Tubes with flat caps are suitable for realtime/quantitative PCR and have frosted caps for easy labelling.

/ Packaging labelled with product symbols

Description: PCR tubes, Raw material: PP

Item No.	Product colour	Volume	Volume range	Caps attached	Cap design	Lid type	Qty. inner / outer
671201	○ natural	0.2 ml	≤0.2 ml	yes	individually attached	domed	1,000 / 10,000
671273	● red	0.2 ml	≤0.2 ml	yes	individually attached	domed	1,000 / 10,000
671274	● blue	0.2 ml	≤0.2 ml	yes	individually attached	domed	1,000 / 10,000
671275	● green	0.2 ml	≤0.2 ml	yes	individually attached	domed	1,000 / 10,000
671276	● yellow	0.2 ml	≤0.2 ml	yes	individually attached	domed	1,000 / 10,000
671277	● violet	0.2 ml	≤0.2 ml	yes	individually attached	domed	1,000 / 10,000
671281	sorted	0.2 ml	≤0.2 ml	yes	individually attached	domed	1,000 / 10,000
683201	○ natural	0.2 ml	≤0.2 ml	yes	individually attached	flat	1,000 / 10,000
683273	● red	0.2 ml	≤0.2 ml	yes	individually attached	flat	1,000 / 10,000
683274	● blue	0.2 ml	≤0.2 ml	yes	individually attached	flat	1,000 / 10,000
683275	● green	0.2 ml	≤0.2 ml	yes	individually attached	flat	1,000 / 10,000
683276	● yellow	0.2 ml	≤0.2 ml	yes	individually attached	flat	1,000 / 10,000
683277	● violet	0.2 ml	≤0.2 ml	yes	individually attached	flat	1,000 / 10,000
683271	sorted	0.2 ml	≤0.2 ml	yes	individually attached	flat	1,000 / 10,000
682201	○ natural	0.5 ml	≤0.5 ml	yes	individually attached	flat	1,000 / 10,000
682273	● red	0.5 ml	≤0.5 ml	yes	individually attached	flat	1,000 / 10,000
682274	● blue	0.5 ml	≤0.5 ml	yes	individually attached	flat	1,000 / 10,000
682275	● green	0.5 ml	≤0.5 ml	yes	individually attached	flat	1,000 / 10,000
682276	● yellow	0.5 ml	≤0.5 ml	yes	individually attached	flat	1,000 / 10,000
682277	● violet	0.5 ml	≤0.5 ml	yes	individually attached	flat	1,000 / 10,000
682281	sorted	0.5 ml	≤0.5 ml	yes	individually attached	flat	1,000 / 10,000
684201	○ natural	0.2 ml	≤0.2 ml	no		without lid	1,000 / 10,000

/ Sorted colour contains the following colours: red, blue, green, yellow, violet



FREE OF detectable DNase	FREE OF detectable human DNA	FREE OF detectable RNase	non-pyrogenic	PCR
--------------------------	------------------------------	--------------------------	---------------	-----

PCR 8-Tube Strips

- / Thin wall for optimal heat transfer
- / Low evaporation rate in PCR
- / Also available with individually attached caps or as low-profile version
- / Packaging labelled with product symbols

Raw material: PP

Item No.	Description	Feature	Product colour	Volume range	Caps attached	Cap design	Lid type	Qty. inner / outer
673210	PCR 8-Tube Strips		○ natural	≤0.2 ml	no	separate cap strip		125 / 1,250
673273	PCR 8-Tube Strips		● red	≤0.2 ml	no	separate cap strip		125 / 1,250
673274	PCR 8-Tube Strips		● blue	≤0.2 ml	no	separate cap strip		125 / 1,250
673275	PCR 8-Tube Strips		● green	≤0.2 ml	no	separate cap strip		125 / 1,250
673276	PCR 8-Tube Strips		● yellow	≤0.2 ml	no	separate cap strip		125 / 1,250
673277	PCR 8-Tube Strips		● violet	≤0.2 ml	no	separate cap strip		125 / 1,250
673271	PCR 8-Tube Strips		sorted	≤0.2 ml	no	separate cap strip		125 / 1,250
671221	Low profile 8-tube strips	low profile	○ natural	≤0.1 ml	yes	individually attached	flat	120 / 1,200
673283	8-tube strips with individually attached caps		○ natural	≤0.2 ml	yes	individually attached	domed	120 / 1,200
608281	8-tube strips with individually attached caps		○ natural	≤0.2 ml	yes	individually attached	flat	120 / 1,200
673281	Low profile 8-tube strips	low profile	○ natural	≤0.1 ml	no	separate cap strip	flat	125 / 1,250

/ Sorted colour contains the following colours: red, blue, green, yellow, violet



Sapphire PCR 8-Cap Strips


- / Real-time PCR cap strips (Item No. 373250) have a flat lid and are made of highly transparent polypropylene
- / These are ideal for real-time PCR applications and are compatible with most real-time PCR devices

FREE OF detectable DNase	FREE OF detectable human DNA	FREE OF detectable RNase	non-pyrogenic	PCR
--------------------------	------------------------------	--------------------------	---------------	-----

Description: 8-cap strip, Raw material: PP

Item No.	Feature	Product colour	Qty. inner / outer
373270		○ natural	125 / 1,250
373273		● red	125 / 1,250
373274		● blue	125 / 1,250
373275		● green	125 / 1,250
373276		● yellow	125 / 1,250
373277		● violet	125 / 1,250
373281		sorted	125 / 1,250
373250	for RT PCR	○ natural	125 / 1,250

/ Sorted colour contains the following colours: red, blue, green, yellow, violet



/ For details regarding plate geometry as well as compability with thermal cyclers, please refer to the technical appendix.


SAPPHIRE PCR MICROPLATES

The use of the 96 well format allows the scale up of basic PCR work, while the 384 well format is ideal for high-throughput screening projects.

All microplates are made of thin-walled polypropylene. This op-

timises the heat transfer from the thermoblock to the reaction solution. Our heat-resistant sealers AMPLiseal, VIEWseal and SILVERseal are ideal for sealing the microplates during PCR, and the 96 well microplate may also be sealed with 8-cap strips.

- / Available in 96 well and 384 well format
- / Ultra-thin polypropylene for optimal heat transfer
- / Sealable with sealers SILVERseal, VIEWseal and AMPLiseal



96 Well PCR Microplates

- / Without skirt, half-skirt and full-skirt
- / Alphanumeric printing for rapid sample identification
- / Sealable with sealers SILVERseal , VIEWseal and AMPLIseal or with compatible 8-cap strips
- / Low profile microplate for reduced sample volume and cycle time

Well format: 96, Raw material: PP

Item No.	Feature	Skirt	Product colour	Colour alphanumeric code	Well volume, max	Qty. inner / outer
652201		without skirt	○ natural	● black	0.2 ml	10 / 100
652250	flat, universal	without skirt	○ natural	● black	0.2 ml	10 / 100
652210	low profile	without skirt	○ natural	● black	0.1 ml	10 / 100
669285	suitable for LightCycler®	half-skirt	○ white	● black	0.2 ml	10 / 100
652290	suitable for ABI	half-skirt	○ natural	● black	0.2 ml	10 / 100
652260	ABI design	half-skirt	○ natural	● black	0.2 ml	10 / 100
652270		full-skirt	○ natural	● black	0.2 ml	10 / 100



384 Well PCR Microplates

- / Thin wall for optimal heat transfer
- / Alphanumeric well coding
- / Sealable with sealers SILVERseal , VIEWseal and AMPLIseal
- / White and black microplate versions are available on request

Well format: 384, Skirt: yes, Raw material: PP, Total volume (Well): 25 µl

Item No.	Feature	Product colour	Colour alphanumeric code	Qty. inner / outer
785201		○ natural	● blue	15 / 60
785290	suitable for ABI	○ natural	● blue	15 / 60
785285	suitable for LightCycler®	○ white	● black	50 / 100



The Greiner Bio-One portfolio includes small laboratory equipment to match the consumables such as PCR tubes, plates and tubes, in order to provide our customers with comprehensive service, compatibility and highest quality: Mini-centrifuges, Vortex Mixers, Block Heaters, Microplate Centrifuges and ergonomic pipettes are used for modern handling in everyday laboratory work. All from one source - for highest quality requirements.

LAB EQUIPMENT

/ Lab Equipment	224
Mini Centrifuge	225
Microplate Centrifuge	225
Mini Vortex Mixer	226
Vortex Mixer	226
Mini Block Heater	227
Inserts for Mini Block Heater	227



- / For Sapphire MaxiPette pipette controller please refer to chapter Liquid Handling
- / For further information, please refer to our website: www.gbo.com

LAB EQUIPMENT

Greiner Bio-One, a leading provider of labware, completes its product portfolio by compatible lab equipment.

Mini centrifuges are ideal for quick spin-downs of microtubes and PCR tubes. Braking system is activated when the lid is opened, smoothly decelerating to a complete stop in just one second.

The microplate centrifuge allows centrifugation of two plates, even without a lid or seal.

Our mini vortex mixer can vortex even the largest samples instantly with its 4 mm orbit and speed of 2800 rpm. Despite its powerful motor, it has a size smaller than 10 x 10 cm, allowing it to fit on even the most crowded bench.

The Mini Bock Heater is the perfect tool for laboratory incubations, with its compact construction, broad temperature range and multiple block options.

- / Centrifuges
- / Vortex Mixer
- / Mini Block Heater



Mini Centrifuge

- / Ideal for quick spin-downs of microtubes and PCR tubes
- / Rotor instantly reaches 6,000 rpm
- / Storage compartment for PCR tube rotor
- / Decelerates in just one second
- / Compatible with all Greiner Bio-One PCR and reaction tubes

Feature: capacity 8 x 1.5 / 2.0 ml tubes, 4 x PCR strips (8 x 0.2 ml), 32 x 0.2 ml PCR tubes, Height: 11.4 cm, Length: 11.4 cm, Width: 15 cm, Speed: 6,000 RPM, Plug: EU, Operating temperature: 4 - 45 °C, Max. Radius: 4.9 cm

Item No.	Qty. inner / outer
843070	- / 1



Microplate Centrifuge

- / Rapid spin-down of microplates with 2,550 rpm
- / Unique rotor design holds two plates without spillage
- / 50 % smaller than traditional centrifuges
- / Compatible with most Greiner Bio-One microplates

Description: Microplate Centrifuge, Feature: capacity x 96 well microplates, 2 x 96 well PCR microplates, Height: 19.7 cm, Length: 23 cm, Width: 26 cm, Speed: 2,550 RPM, Plug: EU, Operating temperature: 4 - 45 °C, Max. Radius: 8 cm

Item No.	Qty. inner / outer
846070	- / 1

/ Device with US or UK plug available on request



Mini Vortex Mixer

- / Powerful, quiet vortexing for tubes up to 50 ml
- / Instant pressure-activated operation
- / Compact, fits in the palm of your hand
- / Compatible with all Greiner Bio-One tubes

Description: Mini Vortex Mixer, Feature: head: Standard rubber lid for mixing single tubes, Height: 6.6 cm, Length: 9.4 cm, Width: 9.9 cm, Mode: TOUCH Mix, Plug: EU, Orbit: 4 mm, Operating temperature: 4 - 45 °C

Item No.	Qty. inner / outer
845070	- / 1

/ Device with US or UK plug available on request



Vortex Mixer

- / Powerful motor for instant vortexing of up to 50 ml tubes
- / Dynamic balance system to minimise noise and vibration
- / Touch or continuous operation
- / Variable speed control from 200 to 3,200 rpm
- / Compatible with all Greiner Bio-One tubes

Description: Vortex Mixer, Feature: head: standard rubber cap single tube, base with four suction cups, Height: 17 cm, Length: 13 cm, Width: 16 cm, Mode: ON (continuous), OFF and TOUCH mix, Plug: EU, Orbit: 3, Operating temperature: 4 - 45 °C

Item No.	Qty. inner / outer
844070	- / 1

/ Device with US or UK plug available on request



Mini Block Heater

- / Simple touchpad operation
- / Easy-to-read digital display
- / Compact, fits in the palm of your hand
- / Exchangeable blocks for tubes from 0.2 to 50 ml

Description: Mini block heater (without insert), block options, high-grade aluminium, Feature: ambient temperature from 5 - 100 °C, Height: 10 cm, Length: 11.2 cm, Width: 15 cm, Plug: EU, Temperature increments: +/- 0.5 °C, Temperature uniformity: 0.2 °C, Temperature incements: 0.1 °C, Operating temperature: 4 - 45 °C

Item No.	Qty. inner / outer
848070	- / 1

/ Device with US or UK plug available on request

Inserts for Mini Block Heater


- / Exchangeable blocks for tubes from 0.2 to 50 ml



Item No.	Feature	Qty. inner / outer
848916	suitable for 15 pcs. 1.5 ml reaction tube, 0.5 ml PCR tube	- / 1
848923	suitable for 15 pcs. 1.5 / 2 ml reaction tube, 0.5 ml PCR tube	- / 1
848902	suitable for 40 pcs. 0.2 ml PCR tube, PCR 8-tube strip	- / 1
848913	suitable for 15 pcs. 4 / 5 ml Cryo.s, 4.5 / 5 / 7 ml tube	- / 1
848921	suitable for 15 pcs. 1 / 2 ml Cryo.s, 4 ml tube	- / 1
848915	suitable for 4 pcs. 15 ml conical tube, 12 / 14 / 20 ml tube	- / 1
848950	suitable for 2 pcs. 50 ml conical tube	- / 1



DIN EN ISO 9001 Certification



EN ISO 13485 Certification



DIN EN ISO 50001 Certification

QUALITY STANDARDS AT GREINER BIO ONE

Greiner Bio-One is certified according to the international standards DIN EN ISO 9001 and EN ISO 13485 for Medical Devices. Since 2013,

Greiner Bio-One Frickenhausen (Germany) is also certified according to DIN EN ISO 50001 (systematic energy management).

Technical appendix is subject to error and technical modifications.

TECHNICAL APPENDIX

/ Quality Standards at Greiner Bio-One ..	228
/ General Information for the Lab	230
Stability of Various Materials	
Chemical Resistance	230
Physical Properties	235
Manual Calculation	
Coefficient of Variation (CV)	236
Volume of Diverse Bodies	236X
Overview Metric prefixes	237
/ Laboratory Information for Microplates	238
Well Profiles of 96 Well Microplates	238
/ Laboratory Information for Liquid Handling	240XX
Compatibility for Pipette Tips / Pipettes	240
Compatibility for Sapphire Pipette Tips / Pipettes	242
/ Laboratory Information for PCR	244
Overview PCR Microplates	244
Compatibility for PCR Microplates	246
/ Laboratory Information for Lab Equipment	248
Compatibility for Mini Block Heater Inserts ..	248
/ Laboratory Information for Centrifugation	248
Centrifugation - Principle and Calculation of the RCF	248
Alignment Chart	250
Maximal Centrifuge Capacity of Tubes, Reaction Tubes and Microplates	250
/ Laboratory Information for Cryo.s Sample Storage	254
Protocol for Freezing and Thawing of Cells	254
Safety Advisory	255
/ Laboratory Information for Immunology	256
Volume-Dependent Wetting of Immunological Products	256
/ Abbreviations	257
/ Glossary	258
/ Glossary of Symbols	259
/ Numerical Index	260
/ Alphabetical Index	264

GENERAL INFORMATION FOR THE LAB

CHEMICAL RESISTANCE OF VARIOUS MATERIALS

	PS 20°C	PS 50°C	PP 20°C	PP 50°C	HDPE 20°C	HDPE 50°C	LDPE 20°C	LDPE 50°C	PC 20°C	PC 50°C
Acetic acid 10 %	1	1	1	1	1	1	1	1	1	2
Acetic acid 50 %	2	2	1	1	1	1	1	1	1	2
Acetic acid 90 %	4	4	1	2	1	1	1	2	4	4
Acetone	4	4	1	3	1	1	3	3	4	4
Acetonitrile	4	4	3	4	1	1	1	1	4	4
Ammonia 25 %	2	2	1	1	1	1	1	1	4	4
Ammonium acetate	1	1	1	1	1	1	1	1	1	1
Amyl alcohol	1	1	1	1	1	1	1	2	1	
Ascorbic acid			1	1	1		1		2	2
Benzene	4	4	4	4	4	4	4	4	4	4
Benzyl alcohol	4	4	4	4	3	4	4	4	4	4
Boric acid 10 %	1	1	1	1	1	1	1	1	1	1
Carbon tetrachloride	4	4	4	4	3	4	4	4	4	4
Carbonic acid	1	1	1	1	1	3	1	1	1	
Chloroform 100 %	4	4	3	4	3		3		4	4
Citric acid 10 %	1	1	1	1	1	1	1	1	1	2
Cyclohexanol	3	3	1	3	1	1	1	1	3	
Detergents			1	1						
Dichloroacetic acid			1	1	1	1			4	4
Diethyl ether	4	4	4	4	3	4	4	4	4	4
Dimethyl acetamide	4	4	1	1	1	1	3	4		
Dimethylsulfox. (DMSO)	1	2	1	1	1	1	1	1	4	4
Emulsifier			1	1						
Ethanol 50 %	1	1	1		1	1	1	2	1	1
Ethanol 96 %	1	1	1	1	1		1		1	3
Ether	4	4	4	4	3	4	4	4	4	4
Formaldehyde 10 %	3	4	1	1	1	1	1	1	1	2
Formaldehyde 40 %	4	4	1	2	1	2	2	3	1	2
Formamide	1	1	1	1	1	1	1	1	3	3
Formic acid 50 %	3	3	1	2	1	1	1	2	3	3
Glucose	1	1	1	1	1	1	1	1	1	1
Glycerine	1	1	1	1	1	1	1	1	3	3
Heptane	4	4	3	3	2	3	3	4	1	2
Hexanol			1		1		1		2	2
Hydrochloric acid 20 %	1	1	1	1	1	1	1	1	2	3
Hydrochloric acid conc.	3	3	1	1	1	1	1	1	4	4
Hydrogen peroxide 3 %	1	1	1	1	1	1	1	1	3	3
Hydroquinone	4	4	1				1	3	3	3
Isoamyl alcohol	1	1							3	0
Isobutanol	2	2	1	1	1	1	1	1	1	2
Isopropanol	2	2	1	1	1	1	1	1	1	2
Isopropyl acetate	4	4	2	3	1	2	2	3	4	4
Isopropyl benzene	4	4	3	4	2	3	3	4	4	4
Isopropyl ether	4	4	4	4	4	4	4	4	4	4
Lactic acid 3 %	2	2	1	2	1	1	1	2	1	2
Lactic acid 85 %	2	2	1	2	1	1	1	1	1	2
Liquid paraffin	1	1	1	3	1	1	1	3	1	

Technical appendix is subject to error and technical modifications.

CHEMICAL RESISTANCE OF VARIOUS MATERIALS

	PS20°C	PS50°C	PP20°C	PP50°C	HDPE20°C	HDPE50°C	LDPE20°C	LDPE50°C	PC20°C	PC50°C
Methanol	3	4	1	1	1	1	1	1	4	4
Methyl acetate	4	4	2	3	3	3	3	4	4	4
Methyl phenyl ether 100 %	4	4	3				3		4	4
Methyl propyl ketone	4	4	2	3	1	2	2	3	4	4
Methylamine 32 %			1		1		1		4	4
Methylene chloride	4	4	3	4	4	4	4	4	4	4
Naphthalene			1		1	3			3	3
Nitrobenzene	4	4	4	4	3	4	4	4	4	4
Oxalic acid	1	1	1	1	1	1	1	1	3	4
Ozone	3	3	1	2	1	1	1	2	1	2
Palmitic acid	1	1	3	4	3		2		2	2
Phenol 10 %	4	4	1	1	1	1	1	1	4	4
Phenol 100 %	4	4	1	1	2	3	3	3	4	4
Phosphoric acid 1 - 5 %	2	2	1	1	1	1	1	1	1	1
Phosphoric acid 85 %	1	1	1	2	1	1	1	1	1	2
Phthalic acid	1	1	1	1	1	1	1	1	3	3
Potassium carbonate	1	1	1	1	1	1	1	1	3	3
Potassium chromate	1	1	1	1	1	1	1		2	2
Potass. permanganate	2	3	1	1	1	1	1	1	1	
Propanol	3	3	1	1	1	1	1	1	1	
Sodium acetate	2	2	1	1	1	1	1	1	1	2
Sodium chloride	1	1	1	1	1	1	1	1	1	1
Sodium hydroxide 30 %	1	1	1	1	1	1	1	1	4	4
Sodium hydroxide 45 %	1	1	1	1	1	1	1	1	4	4
Sodium hydroxide 60 %	1	1	1	1					4	4
Sodium hypochloride	1	1	2	3	2	3	2	3	2	3
Sodium permanganate	2	3	1	1	1	1	1	1		
Sodium thiosulfate	1	1	1	1	1	1	1	1	2	2
Stearic acid	1	2	1	1	1	1	1	1	1	2
Sulphuric acid 1 - 6 %	1	2	1	1	1	1	1	1	1	1
Sulphuric acid 60 %	2	4	1	3	1	3	1	3	3	3
Sulphuric acid conc.	4	4	4	4	4	4	4	4	4	4
Tannin acid	1	1	1	1					3	3
Terpentine oil					3	4	3	4	4	4
Tetrahydrofuran	4	4	3	4	3	4	4	4	4	4
Toluene	4	4	3	4	3	4	3	4	4	4
Trichloroacetic acid	4	4	3	4	3	3	3	4	4	4
Urea	1	2	1	1	1	1	1	1	1	1
Uric acid			1		1		1		1	
Urine	3	3	1	1	1	1	1	1	1	
Xylene	4	4	4	4	2	3	2	4	4	4

1 = resistant 2 = limited resistant 3 = moderate resistant 4 = no resistance

These tables are a general guide only. As many factors can affect the chemical resistance of a given product, its suitability for a specific application should be tested.

CHEMICAL RESISTANCE OF CYCLOOLEFINS (COC / COP)

Cycloolefin		Cycloolefin		Cycloolefin	
Acetic acid 99 %	1	Dibutyl ether	4	Isopropanol	1
Acetone	1	Dichloroethane	4	Methanol	1
Acrylonitrile	1	Dichloromethane	4	Methylene chloride	4
Ammonia 33 %	1	Diethyl ether	4	Nitric acid (HNO ₃)	1
Benzaldehyde	3	Dimethyl sulfoxide	1	Octane	4
Benzene	4	DMSO	1	Pentane	4
Benzine	4	Ethanol 50 %	1	Sodium hydrox. (NaOH) 50 %	1
Butanon	1	Ethanol 96 %	1	Sulphuric acid (H ₂ SO ₄) 40 %	1
Carbon tetrachloride	4	Fatty acid	4	Sulphuric acid (H ₂ SO ₄) 95 %	1
Chloroform	4	Heptane (n-Heptane)	4	Toluene	4
Cyclohexane	4	Hexane	4	Xylene	4
Cyclohexanone	4	Hydrochloric acid (HCl) 36 %	1		
Detergents	1	Hydrogen peroxide water 30 %	1		

1 = resistant 2 = limited resistant 3 = moderate resistant 4 = no resistance

This table is a general guide only. As many factors can affect the chemical resistance of a given product, its suitability for a specific application should be tested.

CHEMICAL RESISTANCE OF POLYETHYLENE TEREPHTHALATE (PET) CAPILLARY PORE MEMBRANES (THINCERT® CELL CULTURE INSERTS)

	PET		PET		PET
Acetaldehyde	1	Ethanol	1	Monochlorbenzene	1
Acetic acid (10 %)	1	Ethyl acetate	1	Nitric acid (30 %)	1
Acetic acid (100 %)	3	Ethyl ether	1	Nitrobenzene	1
Acetone	1	Ethylendichloride	1	Nitropropane	1
Ammonium hydroxide (5 %)	1	Ethylene glycol	1	n-Propanol	1
Amyl acetate	1	Fluoric acid (35 %)	1	Pentane	1
Amyl alcohol	1	Formaldehyde	1	Perchlorethylene	1
Aniline	1	Formic acid (50 %)	1	Petroleum ether	1
Benzene	3	Freon	1	Phosphoric acid (85 %)	3
Benzyl alcohol	1	Glutaraldehyde	1	Potassium hydroxide	4
Benzyl benzoate	1	Glycerol	1	Propyl acetate	1
Boric acid (5 %)	1	H ₂ O ₂ (30 %)	1	Pyridine	1
Butanol	1	Halogenated phenoles	4	Silicon oil	1
Butyl acetate	1	Hexane	1	Sodium hydroxide	4
Butyl cellulose	1	Hydrochloric acid (20 %)	1	Sulphuric acid (25 %)	1
Carbon tetrachloride	1	i-Propanol	1	Terpentine oil	1
Chloroform	1	Isopropyl myristate	1	Tetrahydrofurane	1
Concentrated strong acids	4	Methanol	1	Tetraline	1
Cyclohexane	1	Methyl acetate	1	Toluene	3
Cyclohexanone	3	Methyl cellulose	1	Trichlorbenzene	1
Dekaline	1	Methylenchloride	3	Trichlorethylene	1
Dimethylacetamide	1	Methylethylketone	1	Triethanolamin	1
Dimethylformamide	1	Methylglycol acetate	1	Trikresyl phosphate	1
Dimethylsulfoxide	1	Methylisobutylketone	1	Xylene	3
Dioxane	1	Mineral oils	1		

For the solvents effecting slight changes the user should test the compatibility under the specific application conditions. All tests have been performed at RT. Please be aware that ThinCert® cell culture inserts are made of PET membranes sealed on polystyrene housings. Therefore, solvents shown compatible with PET membranes in the above table might be incompatible with the polystyrene housing. Please check solvent compatibility with polystyrene.

Resistance scale from 1 to 4

1 = resistant	i.e. the plastics may be treated with the chemical compound at mentioned temperature over several years without any significant alterations in its physical, optical and chemical properties
2 = limited resistant	i.e. the plastics may be treated with the chemical compound at mentioned temperature over several weeks without any significant alterations in its physical, optical and chemical properties
3 = moderate resistant	i.e. the plastics may be treated with the chemical compound at mentioned temperature for short time only (several minutes to one hour) without any alterations in physical, optical and chemical properties (mixing and measuring is possible)
4 = no resistance	i.e. treating the plastics with the substance named may cause alterations in physical, optical and chemical properties within seconds

CHEMICAL RESISTANCE OF SEALERS

	EASYseal (Art. No. 676001)	VIEWseal (Art. No. 676070)	AMPLiseal (Art. No. 676040)	SILVERseal (Art. No. 676090)
Acetone	4	4	4	3
Acetonitrile	3	3	4	1
Acetic acid 1 %	3	1	4	3
Glacial acetic acid	1	3	4	3
Chloroform	4	4	4	4
DMSO	3	3	3	1
Ethanol	3	1	1	1
Hydrochloric acid 32 %	3	1	3	4
Isopropanol	3	1	1	1
Methanol	3	1	4	1
Phenol	3	3	4	3
Sulphuric acid 0.5 M	1	1	1	1

1 = Stable
 3 = Moderately stable
 4 = Unstable

no visible change in the sealer after one week's incubation
 after one week, optical and physical changes in the sealer (clouding tears on removal)
 adhesive and foil are dissolved, wells not leak-tight

This table can only be used as an orientation aid for the suitability of the respective sealers, since their behaviour against chemicals depends on the respective application. Tests under practical conditions are absolutely essential in many cases.

TEMPERATURE STABILITY OF SEALERS

	Temperature Stability
EASYseal	-40 °C to + 120 °C
VIEWseal	-70 °C to + 100 °C
AMPLiseal	-80 °C to + 110 °C
SILVERseal	-70 °C to + 100 °C
BREATHseal	n.a. / Evaporation rate 4200 g H ₂ O/m ² in 24 h

This table can basically be used as an orientation aid for the temperature stability of the respective sealers, since the behaviour of the product depends on the respective application. Tests under practical conditions are absolutely essential in many cases.

PHYSICAL PROPERTIES OF VARIOUS MATERIALS

Material	Sterilisation by				Auto-clavability	Thermal Stability [°C]	Transparency	Gas Permeability ²			WVTR ³
	gamma irradiation	chemicals (formalin, ethanol)	dry heat	gas ¹				O ₂	N ₂	CO ₂	
Polystyrene	•	•		•		-20 to +60	clear	4.7	853	17.8	108 - 155
Polypropylene	•	•		•	•	-196 to +121	translucent	3.7	744	12.4	3.9
HDPE	•	•		•		-50 to +100	translucent	2.9	651	9	4.6 - 6.2
LDPE	•	•		•		-50 to +80	translucent	7.8	2.8	41.9	15.5 - 23.3
UV-Star®	•			•		-20 to +40	clear				
PETG	•	•		•		-40 to +60	clear	388	155	1.2	62
PET	•	some		•		-40 to +60	clear	46.5	10.9	236	15 - 20
Cycloolefin	•			•		-80 to +100	clear				

Exemptions are mentioned in the respective product data sheets.

¹ Ethylene oxide, formaldehyde

² [cc x mm/m² x 24 h x Bar]

³ at 37°C, 90 % humidity [g x mm/m² x 24 h x Bar]

Material	Refractive Index
Polystyrene	1.59
UV-Star®	1.53
Cycloolefin	1.53
Glass	1.53

These tables are a general guide only. As many factors can affect the resistance of a given product, its suitability for a specific application should be tested.

MANUAL CALCULATION

COEFFICIENT OF VARIATION (CV)

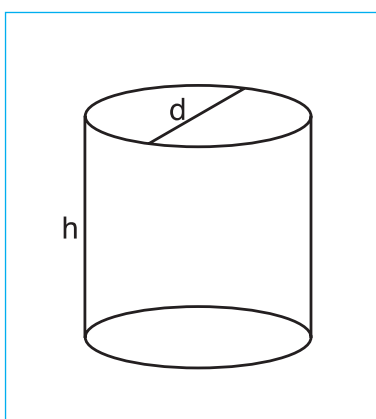
The coefficient of variation compares the variability of several random samples with different means, taking into account the different dimensions of means:

$$CV \% = \frac{S}{|\bar{X}|} \cdot 100 \%$$

/ where S is the standard deviation and $|\bar{X}|$ is the absolute value of the arithmetic mean.

VOLUME OF DIVERSE BODIES

VOLUME OF A CYLINDER:

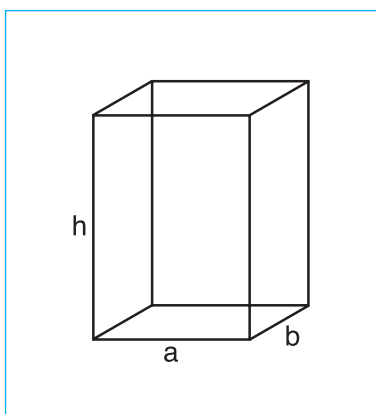


$$V = \frac{\pi \cdot d^2 \cdot h}{4}$$

$$h = \frac{4 \cdot V}{\pi}$$

/ This formula can be used for calculating the filling level in relation to the filling volume in a 96 well microplate with cylindrical wells.

VOLUME OF A CUBOID:



$$V = a \cdot b \cdot h$$

$$h = \frac{V}{a \cdot b}$$

/ This formula can be used for calculating the filling level in relation to the filling volume in 384 and 1536 well microplates with rectangular wells.

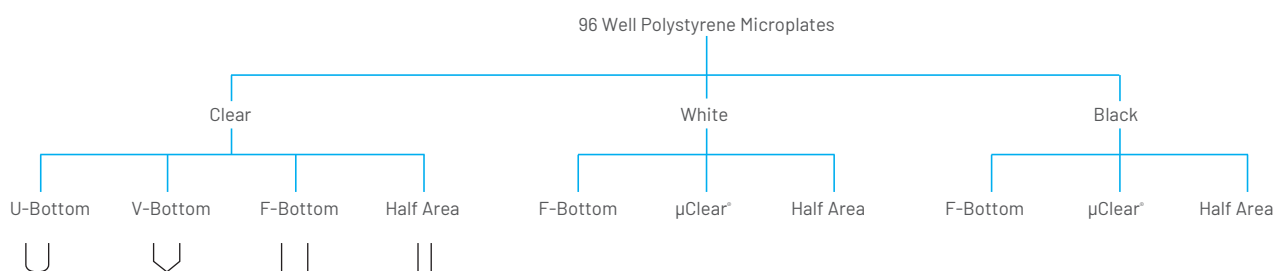
OVERVIEW

METRIC PREFIXES

G	= giga	= 10^9
M	= mega	= 10^6
k	= kilo	= 10^3
c	= centi	= 10^{-2}
m	= milli	= 10^{-3}
μ	= micro	= 10^{-6}
n	= nano	= 10^{-9}
p	= pico	= 10^{-12}
f	= femto	= 10^{-15}
a	= atto	= 10^{-18}
z	= zepto	= 10^{-21}

LABORATORY INFORMATION FOR MICROPLATES

WELL PROFILES OF 96 WELL MICROPLATES



WELL PROFILE

The well profile is a critical aspect in a 96 well microplate. Different well shapes are available for each application (Fig. 1 – Fig. 4):

U-BOTTOM

The “U” describes the round bottom shape (Fig. 1). U-bottom microplates are ideally suited for agglutination tests.

- / No sharp corners to facilitate easy and residue-free pipetting
- / Suitable for +/- analyses

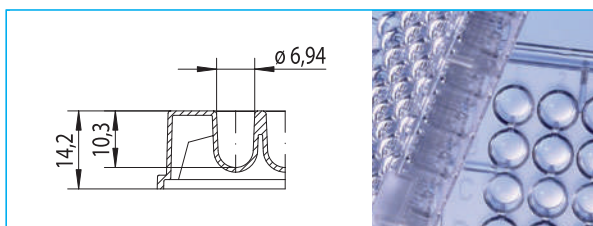


Figure 1:
Well profile: 96 well U-bottom, polystyrene
Total volume: 323 µl
Working volume: 40 – 280 µl

V-BOTTOM

The “V” stands for the conically tapered well bottom (Fig. 2). These microplates are ideally suited for applications in which the entire sample volume must be pipetted off.

- / For precise pipetting
- / Ideally suited for the storage of samples
- / Suitable for +/- analyses

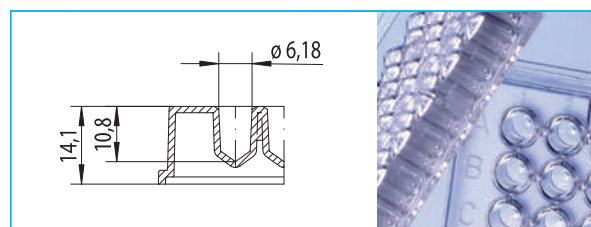


Figure 2:
Well profile: 96 well V-bottom, polystyrene
Total volume: 234 µl
Working volume: 40 – 200 µl

F-BOTTOM/STANDARD (ST)

The "F" refers to the flat well bottom (Fig. 3). This well type is ideal for precise optical measurements. The measuring light source is not deflected by the well profile.

- / Excellent optical properties
- / For precise optical measurements
- / For microscopic applications (bottom reading)

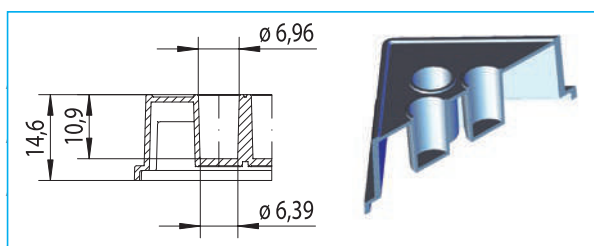


Figure 3:
 Well profile: 96 well F-bottom/ ST, polystyrene
 Total volume: 382 μl
 Working volume: 25–340 μl
 Growth area: 32 mm^2

F-BOTTOM/CHIMNEY WELL

The standard flat bottom microplate (Fig. 3) has the same well profile as the chimney well microplate (Fig. 4). The difference from the standard plate is the chimney-like arrangement of the wells. Each well stands on its own. Therefore the risk of sample carryover and cross contamination is minimised.

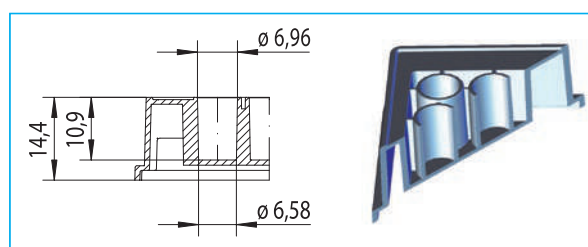


Figure 4:
 Well profile: 96 well F-bottom/ chimney well, polystyrene
 Total volume: 392 μl
 Working volume: 25–340 μl
 Growth area: 34 mm^2

LABORATORY INFORMATION FOR LIQUID HANDLING

COMPATIBILITY FOR PIPETTE TIPS AND PIPETTES

Volume [µl]	0.5 - 10	0.5 - 10	10 - 100	10 - 200	10 - 200	100 - 1000	200 - 1000	200 - 1000	1 - 5 ml
Description	771290	765290	685290	739290	739291	686290	740290	740291	745290
	○	○	●	●	○	○	○	○	○
	771291					686295		740296	
	○					○		○	
Single-channel Pipettes	Standard Pipette Tips								
Biohit® Proline (0.5 - 10 µl)	•	•							
Biohit® eLine (5 - 120 µl)				•	•				
Biohit® eLine (50 - 1000 µl)						•	•	•	
Brand® Transferpette (2 - 20 µl)		•							
Brand® Transferpette (20 - 200 µl)			•	•	•				
Brand® Transferpette (100 - 1000 µl)						•	•	•	
Eppendorf® Reference (0.5 - 10 µl)	•	•							
Eppendorf® Reference (2 - 20 µl)			•	•	•				
Eppendorf® Reference (50 µl)			•	•	•				
Eppendorf® Reference (10 - 100 µl)			•	•	•				
Eppendorf® Reference (100 µl)			•	•	•				
Eppendorf® Reference (50 - 200 µl)			•	•	•				
Eppendorf® Reference (500 µl)						•	•	•	
Eppendorf® Reference (100 - 1000 µl)						•	•	•	
Eppendorf® Reference (1000 µl)						•	•	•	
Eppendorf® Research (20 - 200 µl)			•	•	•				
Eppendorf® Research (100 - 1000 µl)						•	•	•	
Eppendorf® Research pro (0.5 - 10 µl)	•	•							
Eppendorf® Research pro (5 - 100 µl)			•	•	•				
Eppendorf® Research pro (20 - 300 µl)			•	•	•				
Eppendorf® Research pro (50 - 1000 µl)						•	•	•	
Finnpipette® Digital 4500 (200 - 1000 µl)						•	•	•	
Gilson® Pipetman P2 (0.5 - 2 µl)	•	•							
Gilson® Pipetman P10 (1 - 10 µl)	•	•							
Gilson® Pipetman P20 (2 - 20 µl)			•	•	•				
Gilson® Pipetman P100 (20 - 100 µl)			•	•	•				
Gilson® Pipetman P200 (50 - 200 µl)			•	•	•				
Gilson® Pipetman P1000 (200 - 1000 µl)						•	•	•	
Gilson® Pipetman P5000 (1 - 5 ml)									•
Gilson® F5/ F10/ F20 (5/ 10/ 20 µl)			•	•	•				
Gilson® F25/ F50 (25/ 50 µl)			•	•	•				
Gilson® F100 (100 µl)			•		•				
Gilson® F200 (200 µl)			•	•	•				
Gilson® F250/ F300 (250/ 300 µl)						•	•	•	
Gilson® F500/ F1000 (500/ 1000 µl)						•	•	•	
Gilson® Pipetman U10 (1 - 10 µl)	•	•							
Gilson® Pipetman U200 (20 - 200 µl)			•	•	•				
Gilson® Pipetman U1000 (200 - 1000 µl)						•	•	•	

Technical appendix is subject to error and technical modifications.

COMPATIBILITY FOR PIPETTE TIPS AND PIPETTES

Volume [μ l]	0.5 - 10	0.5 - 10	10 - 100	10 - 200	10 - 200	100 - 1000	200 - 1000	200 - 1000	1 - 5 ml
Description	771290	765290	685290	739290	739291	686290	740290	740291	745290
	○	○	●	●	○	○	○	○	○
	771291					686295		740296	
	○					○		○	
Single-channel Pipettes	Standard Pipette Tips								
Socorex® Calibra 822 (1 - 10 μ l)		•							
Socorex® Calibra 822 (2 - 20 μ l)			•	•	•				
Socorex® Calibra 822 (10 - 100 μ l)			•	•	•				
Socorex® Calibra 822 (20 - 200 μ l)			•	•	•				
Socorex® Calibra 822 (100 - 1000 μ l)							•	•	
Socorex® Acura 825 (0.5 - 10 μ l)	•	•							
Socorex® Acura 825 (2 - 20 μ l)			•	•	•				
Socorex® Acura 825 (5 - 50 μ l)			•	•	•				
Socorex® Acura 825 (10 - 100 μ l)			•	•	•				
Socorex® Acura 825 (20 - 200 μ l)			•	•	•				
Socorex® Acura 825 (100 - 1000 μ l)						•	•	•	
Multi-channel Pipettes	Standard Pipette Tips								
8F Biohit® Proline (50 - 300 μ l)			•	•	•				
8F Biohit® Proline (25 - 250 μ l)			•	•	•				
8F Brand® Transferpette (20 - 200 μ l)			•	•	•				
8F Eppendorf® Research (10 - 200 μ l)			•	•	•				
8F FinnpiPETTE® Digital 4510 (50 - 300 μ l)			•	•	•				
8F Gilson® Pipetman (20 - 200 μ l)			•	•	•				
8F Socorex® Calibra 852 (1 - 10 μ l)	•	•							
8F Socorex® Acura (5 - 50 μ l)			•	•	•				
8F Socorex® Calibra 852 (20 - 200 μ l)			•	•	•				
12F Eppendorf® Research (0.5 - 10 μ l)		•							
12F Socorex® Calibra 852 (10 - 100 μ l)			•	•	•				

The registered trademarks of the mentioned manufacturers belong to the above mentioned companies.

COMPATIBILITY FOR SAPPHIRE PIPETTE TIPS & PIPETTES

Volume [µl]	10	200	300	1250
Art. No.	77125X	73725X	73825X	75025X
Pipettes	Standard Pipette Tips			
Biohit® M20 (2 – 20 µl)		•	•	
Biohit® M200 (20 – 200 µl)		•	•	
Biohit® Proline (0.5 – 10 µl)	•			
Biohit® Proline (200 – 1000 µl)				•
Biohit® Proline M3 (0.1 – 3 µl)	•			
Biohit® Proline Plus (20 – 200 µl)		•	•	
Biohit® Proline Plus (200 µl)		•	•	
Brand® Transferpette S (0.5 – 10 µl)	•			
Brand® Transferpette S (2 – 20 µl)		•		
Brand® Transferpette S (10 – 100 µl)		•		
Brand® Transferpette S (20 – 200 µl)		•	•	
Brand® Transferpette S (100 – 1000 µl)				•
Capp® (0.5 – 10 µl)	•			
Capp® (5 – 50 µl)		•	•	
Capp® (10 – 100 µl)		•	•	
Capp® (10 – 100 µl) handle eject			•	
CLP Beta-Pette (0.1 – 2 µl)	•			
CLP Beta-Pette (0.5 – 10 µl)	•			
CLP Beta-Pette (2 – 20 µl)		•		
CLP Beta-Pette (10 – 100 µl)		•		
CLP Beta-Pette (20 – 200 µl)		•	•	
CLP Beta-Pette (100 – 1000 µl)				•
CLP Poseidon (0.2 – 2 µl)	•			
CLP Poseidon (0.5 – 10 µl)	•			
CLP Poseidon (5 – 50 µl)		•	•	
CLP Poseidon (10 – 100 µl)		•	•	
CLP Poseidon (20 – 200 µl)		•	•	
CLP Poseidon (20 – 200 µl) handle eject			•	
CLP Poseidon (100 – 1000 µl)				•
CLP Poseidon Electronic (2 – 20 µl)	•			
CLP Poseidon Electronic (10 – 200 µl)		•	•	
CLP Poseidon Electronic (100 – 1000 µl)				•
Eppendorf® Reference (0.1 – 2.5 µl)	•			
Eppendorf® Reference (0.5 – 10 µl)	•			
Eppendorf® Reference (2 – 20 µl)		•		
Eppendorf® Reference (10 – 100 µl)		•		
Eppendorf® Reference (50 – 200 µl)		•	•	
Eppendorf® Reference (100 – 1000 µl)				•
Eppendorf® Reference plus (0.1 – 2.5 µl)				
Eppendorf® Research (0.1 – 2.5 µl)	•			
Eppendorf® Research (0.5 – 10 µl)	•			
Eppendorf® Research (2 – 20 µl)		•		
Eppendorf® Research (10 – 100 µl)		•		
Eppendorf® Research (20 – 200 µl)		•	•	
Eppendorf® Research (100 µl)		•		
Eppendorf® Research (100 – 1000 µl)				•
Eppendorf® Research plus (0.1 – 2.5 µl)	•			
Eppendorf® Research plus (0.5 – 10 µl)	•			

The registered trademarks of the mentioned manufacturers belong to the above mentioned companies.

Technical appendix is subject to error and technical modifications.

COMPATIBILITY FOR SAPPHIRE PIPETTE TIPS & PIPETTES

Volume [µl]	10	200	300	1250
Art. No.	77125X	73725X	73825X	75025X
Pipettes	Standard Pipette Tips			
Eppendorf® Research plus (2 – 20 µl)	•	•		
Eppendorf® Research plus (10 – 100 µl)		•		
Eppendorf® Research plus (100 – 1000 µl)				•
Finnpipette (0.5 – 10 µl)	•			
Finnpipette (2 – 20 µl)		•		
Finnpipette (5 – 50 µl)	•	•	•	
Finnpipette (20 – 200 µl)		•	•	
Finnpipette (30 – 300 µl)		•	•	
Finnpipette (100 – 1000 µl)				•
Finnpipette (200 – 1000 µl)				•
Finnpipette F1 (1 – 10 µl)	•			
Finnpipette F1 (10 – 100 µl)		•	•	
Finnpipette F2 (10 – 100 µl)		•	•	
Gilson Pipetman P2	•			
Gilson Pipetman P10	•			
Gilson Pipetman P20		•		
Gilson Pipetman P100		•		
Gilson Pipetman P200		•	•	
Gilson Pipetman P1000				•
Gilson Pipetman Ultra U20 (2 – 20 µl)		•		
Gilson Pipetman Ultra U200 (20 – 200 µl)		•	•	
Hamilton (0.2 – 2 µl)	•			
Hamilton (1 – 10 µl)	•			
Hamilton (2.5 – 25 µl)		•	•	
Hamilton (10 – 100 µl)		•	•	
Hamilton (30 – 300 µl)		•	•	
Hamilton (100 – 1000 µl)				•
Nichiryo Nichipet EX (0.5 – 10 µl)	•			
Nichiryo Nichipet EX (2 – 20 µl)		•		
Nichiryo Nichipet EX (10 – 100 µl)		•		
Nichiryo Nichipet EX (20 – 200 µl)		•	•	
Nichiryo Nichipet EX (100 – 1000 µl)				•
Nichiryo Oxford Benchmate II (0.1 – 2 µl)	•			
Nichiryo Oxford Benchmate II (2 – 20 µl)		•		
Socorex® Calibra 822 (1 – 10 µl)	•			
Socorex® Calibra 822 (10 – 100 µl)		•		
Socorex® Calibra 822 (20 – 200 µl)		•	•	
Socorex® Calibra 822 (100 – 1000 µl)				•
VWR® Ergonomic High-Performance (2 – 20 µl)		•	•	
VWR® Ergonomic High-Performance (20 – 200 µl)		•	•	
VWR® Ergonomic High-Performance (50 – 250 µl)		•	•	
VWR® Ergonomic High-Performance (100 – 1000 µl)				•
VWR® Ultra High-Performance (0.1 – 2 µl)	•			
VWR® Ultra High-Performance (0.5 – 10 µl)	•			
VWR® Ultra High-Performance (2 – 20 µl)		•	•	
VWR® Ultra High-Performance (10 – 100 µl)		•	•	
VWR® Ultra High-Performance (20 – 200 µl)		•	•	
VWR® Ultra High-Performance (100 – 1000 µl)				•

The registered trademarks of the mentioned manufacturers belong to the above mentioned companies.

Technical appendix is subject to error and technical modifications.

LABORATORY INFORMATION FOR PCR

OVERVIEW PCR MICROPLATES

The use of the 96 well format allows the scale up of basic PCR work, while the 384 well format is ideal for high-throughput screening projects. All microplates are made of thin-walled polypropylene. This optimises the heat transfer from the thermoblock to

the reaction solution. Our heat-resistant sealers AMPLIseal, VIEWseal and SILVERseal are ideal for sealing the microplates during PCR, and the 96 well microplate may also be sealed with 8-cap strips .

96 WELL POLYPROPYLENE MICROPLATES FOR PCR

1/ NON-SKIRTED MICROPLATES

Non-skirted microplates may be used in all commonly available thermocyclers with a 96 well block.

1a) Non-skirted microplate with raised well rims (Art. No. 652201)

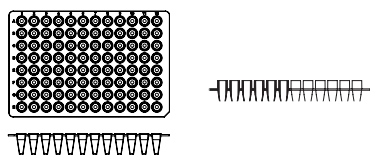


Figure 1a: View of a non-skirted microplate with raised well rims

1b) Non-skirted microplate with flat surface (Art. No. 652250)

Black alphanumeric coding enables a quick identification of samples

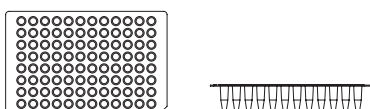


Figure 1b: View of a non-skirted microplate with flat surface

1c) Non-skirted microplate, low profile (Art. No. 652210)

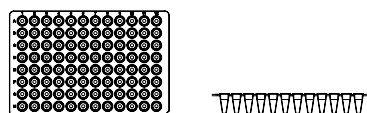


Figure 1c: View of a non-skirted low profile microplate

2/ HALF-SKIRTED MICROPLATES

2a) Half-skirted microplate with one notch suitable for real-time PCR systems such as LightCycler® 480 (Art. No. 669285)

- / Maximal pigmented white polypropylene and therefore most suitable for sensitive real-time PCR reactions
- / Black alphanumeric coding enables a quick identification of samples
- / Notches in the rim facilitate automation due to better gripping in robotic systems

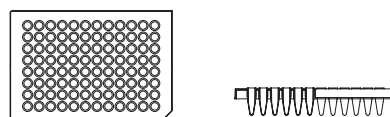


Figure 2a: View of a half-skirted microplate with one notch suitable for real-time PCR systems such as LightCycler® 480 from Roche

The registered trademarks of the mentioned manufacturers belong to the above mentioned companies.

2b) Half-skirted microplate with one notch suitable for ABI (Art. No. 652290)

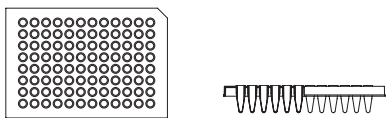


Figure 2b: View of a half-skirted microplate with one notch suitable for ABI

2c) Half-skirted microplate, recessed rim, ABI design with one notch (Art. No. 652260)

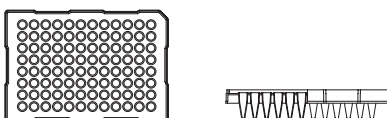


Figure 2c: View of a half-skirted microplate, recessed rim, ABI design with one notch

3/ FULL-SKIRTED MICROPLATE WITH ONE NOTCH (ART. NO. 652270)

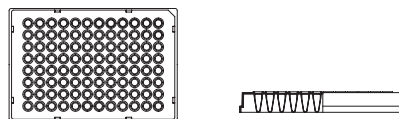


Figure 3: View of full-skirted microplate with one notch

384 WELL POLYPROPYLENE MICROPLATES FOR PCR

The 384 well PCR microplates from Greiner Bio-One are manufactured in an advanced injection moulding process following stringent quality criteria. Minimal distortion and sagging curvature, homogeneous heat transfer and sealing of the individual wells are essential quality criteria here. The footprint of all 384 well PCR microplates is compatible with automated systems.

1/ FULL-SKIRTED 384 WELL MICROPLATE WITH ONE NOTCH SUITABLE FOR ABI (ART. NO. 785290)

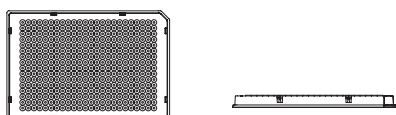


Figure 4: Full-skirted 384 well microplate with one notch and alphanumeric coding suitable for ABI

2/ FULL-SKIRTED 384 WELL MICROPLATE WITH TWO NOTCHES (ART. NO. 785201)

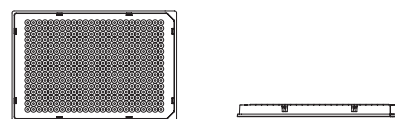


Figure 5: Full-skirted 384 well microplate with two notches and alphanumeric coding

3/ FULL-SKIRTED 384 WELL MICROPLATE WITH TWO NOTCHES FOR REAL-TIME PCR SYSTEMS (ART. NO. 785285)

- / White pigmentation boosts real-time PCR signal
- / Black alphanumeric coding enables a quick identification of samples

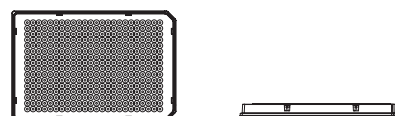


Figure 6: Full-skirted 384 well microplate with two notches for real-time PCR systems such as LightCycler® 480 from Roche

The registered trademarks of the mentioned manufacturers belong to the above mentioned companies.

COMPATIBILITY FOR PCR MICROPLATES

▲ Optimal Fit	Model	65201 unskirted, chimney top	65250 unskirted, universal	65210 unskirted, low-profile	65260 semi-skirted, ABI-Design	65270 skirted	65290 semi-skirted, suitable for ABI	669265 semi-skirted, RT-PCR	785201 skirted	785285 skirted, RT-PCR	785290 skirted, suitable for ABI		
Applied Biosystems	96 well											384 well	
	Thermal Cyclers	2700	•	•		•		•				•	
		2720				▲						•	
		6100				▲							
		9600	•	•		•		•					
		9700	•	•		▲		•				▲	
		Veriti 0.2 ml				▲		▲				•	
	Real Time Thermal Cyclers	5700		•		•		•					
		PRISM 7000		•		▲		▲					
		7300		•		▲		▲					
		7500		•		▲		▲					
		7700		•		•		▲					
		7900HT		•		▲						•	
		ViiA 7				▲						•	
		Quant Studio 12K Flex				•						•	
	Sequencers	PRISM 310	•	•		•		▲					
		PRISM 3100	•	•		▲		•				▲	
		3130 (XL)	•	•		▲		▲				▲	
		3700	•	•		▲		▲				▲	
		PRISM 3730 (XL)	•	•		▲		▲				▲	
		3500 (XL)				•						•	
	Bio-Rad / MJ Research	Thermal Cyclers	Gene Cycler	•	•		•						
			PTC-100	•	•	•		▲	•			•	
			PTC-200	•	•	•		▲	•				•
			PTC-225 Tetrad	•	•	•		▲	•				•
			Dyad/Dyad Disciple	•	•	•		▲	•				•
iCycler			•	•			•	▲					
MyCycler			•	•									
Mini Gradient				•	•								
Personal				•				•					
T100				▲			▲						
Real Time Thermal Cyclers		DNA Engine family		•	•		•	•		•		•	
		C1000/S1000		•	▲		•	•		•		•	
		Opticon/Opticon2		•	•		▲						
		Chromo-4			•		•						
		iCycler	•	•			•	▲					
		MyiQ	•	•			•	▲					
		iQ5	•	•			•	▲					
		CFX Connect			•		•	•					
		CFX96					▲						
		CFX384								•		•	
Sequencers	BaseStation					•							
Eppendorf	Thermal Cyclers	Mastercycler	•	•	•		•	•					
		Mastercycler ep Gradient	•	•		•	▲	•					
		Mastercycler M384							•		•		
		Mastercycler Nexus		•	•		•	•					
		Mastercycler Nexus Gradient		•	•		▲	•					
		Mastercycler Nexus Eco		•	•		•	•					
	Mastercycler Pro		•			•	•	•		•			
Real Time T.C.	Mastercycler ep Realplex	•	•			▲	•						

The registered trademarks of the mentioned manufacturers belong to the above mentioned companies. This compatibility chart is a general guide only and subject to error and modifications. We cannot accept any liability or responsibility for the above information.

Technical appendix is subject to error and technical modifications.

▲ Optimal Fit		Model	652201 unskirted, chimney top	652260 unskirted, universal	652210 unskirted, low-profile	652260 semi-skirted, ABI-Design	652270 skirted	652290 semi-skirted, suitable for ABI	669285 semi-skirted, RT-PCR	786201 skirted	786285 skirted, RT-PCR	786290 skirted, suitable for ABI	
			96 well						384 well				
Amers- ham	Sequencers	MegaBACE 500											
		MegaBACE 1000											
		MegaBACE 4000											•
Beck- mann	Sequencers	CEQ		•									
Biometra	Thermal Cyclers	Uno	•	•	•		•	•					
		Uno II	•	•	•			•				•	
		T1 Thermal Cycler	•	•	•		•	•					•
		Tgradient	•	•	•		•	•					•
		Trobot	•	•	•		•	•					•
		T3000		•	•		•						•
	T Professional		•	•		•						•	
Real Time T.C.	Optical		•	•		•						•	
Cor- bett	Thermal Cyclers	PalmCycler 96					•	•					
		PalmCycler 384											•
Ericom	Thermal Cyclers	Power Block I	•	•	•	•							
		Deltacycler I	•	•	•			•					
		Deltacycler II	•	•	•	•							
		Single Block	•	•	•				•				
		Twin Block	•	•	•					•			
Esco	Thermal Cyclers	Swift	•	•					•				
		Gene	•	•			•	•				•	
		Genius	•	•			•	•					
G-Storm	Thermal Cyclers	GS1	•	•	•	•			•				
		GS2	•	•	•	•			•				
		GS4	•	•	•	•				•			
		GSX	•	•	•	•				•			
		GSXs	•	•	•	•				•			
MWG	Thermal Cyclers	Primus 96	•	•	•	•	•	•					
		Primus 384											•
Strate- gene	Thermal Cyclers	Robocycler 96		•					•				
		Robocycler Gradient	•	•	•	•	•	•					
	Real Time T.C.	Mx4000 and Mx3005P	•	•	•	•							
TaKa- Ra	Thermal Cyclers	TP240					•						
Techne	Thermal Cyclers	TP3000	•	•	•	•	•	•					
		Touchgene	•	•	•	•		•					
		Cyclogene	•	•	•	•		•					
		Genius	•	•	•	•		•					
		Genius Quad	•	•	•	•		•					
		Genius(TC412)	•	•	•	•		•					
		Flexigene	•	•	•	•		•					•
	Touchgene X		•	•	•	•	•	•					•
Real Time T.C.	Touchgene Gradient(TC512)	•	•	•	•	•	•					•	
Thermo Hybaid	Thermal Cyclers	Quantica			•		•						
		PCRSprint	•	•	•	•	•	•					
		MBS Satellite(Multiblock)	•	•	•	•	•	•					•
		Px2 and PxE	•	•	•	•	•	•					•
		PCR Express and Omni-E	•	•	•	•	•	•					•
		Touchdown	•	•	•	•	•	•					•
Trans- gen- omic	Sequencers	Omnigene	•	•	•	•	•	•				•	
		WAVE System						•					
Ro- che	Real Time T.C.	LightCycler 96							•	•			
		Light Cycler 480							•	•	•		•

The registered trademarks of the mentioned manufacturers belong to the above mentioned companies. This compatibility chart is a general guide only and subject to error and modifications. We cannot accept any liability or responsibility for the above information.

COMPATIBILITY FOR MINI BLOCK HEATER INSERTS

Art. no.	848916	848923	848902	848913	848921	848915	848950
No. of Tubes per Insert	15x	15x	40x	15x	15x	4x	2x
1ml Cryo.s					•		
2ml Cryo.s					•		
4ml Cryo.s				•			
5ml Cryo.s				•			
1.5ml Reaction Tube	•	•					
2ml Reaction Tube		•					
0.5ml PCR Tube	•	•					
0.2ml PCR Tube			•				
1x8 PCR Tube Strip			•				
15ml Conical Tube						•	
50ml Conical Tube							•
4ml, 12x55mm Tube					•		
5ml, 12x75mm Tube				•			
4.5ml, 12x75mm Tube				•			
7ml, 13x100mm Tube				•			
12ml, 16x100mm Tube						•	
12ml, 17x100mm Tube						•	
20ml, 16x152mm Tube						•	
14ml, 17x95mm Tube						•	
14ml, 18x95mm Tube						•	

This compatibility chart is a general guide only and subject to error and modifications. We cannot accept any liability or responsibility for the above information.

LABORATORY INFORMATION FOR CENTRIFUGATION

CENTRIFUGATION - PRINCIPLE AND CALCULATION OF THE RCF (RELATIVE CENTRIFUGAL FORCE)

Sedimentation of particles in a gravitational field

If a mixture of sand and water is shaken thoroughly and then left to stand, the sedimentation of the solid particles takes place according to their size. As a result of gravitational acceleration ($g = 9.81\text{m/s}^2$), all of the particles are located in a gravitational field under the

influence of which the coarse grains of sand collect at the bottom first and the smaller grains of sand are deposited later. After around 10–20 minutes, the following layering is produced (from bottom to top): coarse grains of sand – fine grains of sand – water. However, other particles (proteins, nucleic acids, viruses, pro- or eucaryotic cells) do not necessarily

precipitate or only sediment out after they have been exposed to higher forces than the force of gravity resulting from the gravitational acceleration. If these forces exceed the counter-forces resulting from convection (heat circulation) and Brownian molecular motion, both of which cause constant mixing of solutions and suspensions, sedimentation takes place.

Technical appendix is subject to error and technical modifications.

The sedimentation rate can be calculated on the basis of Stoke's law as follows:

$$V = \frac{d^2(p_p - p_L)g}{18\mu}$$

However, a particle will only sediment out if $p_p > p_L$. If $p_p < p_L$, V becomes negative, consequently the particle floats rather than sedimenting out.

- / V = sedimentation rate
- p_p = density of the particle
- p_L = density of the liquid
- g = 9.81m/s^2
- μ = viscosity of the liquid

Influence of the Centrifugation and Calculation of the RCF respectively RPM

A centrifuge can be used to create a transient gravitational field under the influence of which the sedimentation of cells, cellular components and macro-molecules takes place. In a centrifuge, a suspension located in a centrifuge tube

rotates around a rotational axis. Each particle of the suspension is subject to centrifugal force, which moves it radially away from the rotational axis.

The centrifugal force F_c is calculated as follows:

$$F_c = m_p w^2 r$$

- / where m_p = mass of the particle,
- w = angular velocity (s^{-1}) and
- r = distance of the particle from the rotational axis

The force acting on a particle in a centrifugal field is stated relative to gravitational acceleration, usually as so-called relative centrifugal force (**RCF**) or g-force (**x g**). It is calculated as follows:

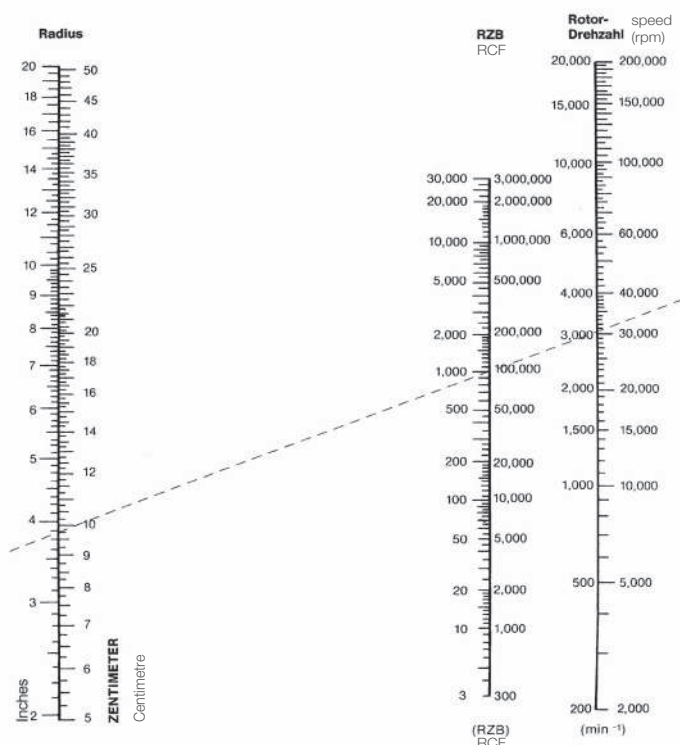
$$RCF = 11.18r \left(\frac{R}{1000} \right)^2$$

- / where R = rotor revolutions per min and r = distance of the particle from the rotational axis (cm)

For easier conversion of the **RCF** or g-force into revolutions per min, the equation can be transformed as follows:

$$R = 299 \sqrt{\frac{RCF}{r}}$$

ALIGNMENT CHART



/ By use of a ruler, the third value relating to two known scale values can be read from the alignment chart.

MAXIMAL CENTRIFUGE CAPACITY OF TUBES, REACTION TUBES AND MICROPLATES

The maximum centrifuge capacity for Greiner Bio-One tubes, reaction tubes and microplates is listed in the form of the RCF in the tables below.

For centrifugation, all products were filled with water up to their maximum filling volume. Determination of the maximum RCF in a swinging-bucket rotor was conducted in a Thermo Scientific Centrifuge (Heraeus Multifuge BSR

Plus). Determination of the maximum RCF in a fixed angle rotor was conducted in a Sorvall Centrifuge (Evolution RC). Therefore special rotor inserts for different vessel shapes and sizes were used for a stable fit.

REACTION TUBES

Art. no.	Volume [ml]	max. RCF [g] fixed-angle rotor
6162XX	1.5	18000
6232XX	2.0	16000
6672XX	0.5	15000
6932XX	0.5	18000
7162XX	1.5	20000
7172XX	1.5	20000
7222XX	2.0	22000

The stated maximum RCF values are guidelines only, depending on a variety of factors such as rotor, temperature, density, pH and type of liquid. The suitability of tubes for a specific application using high centrifugation forces has to be tested.

Technical appendix is subject to error and technical modifications.

POLYSTYRENE TUBES

Art. no.	Dimensions \varnothing [mm] x height [mm]	max. RCF [g] swinging-bucket rotor	max. RCF [g] fixed-angle rotor
1031XX	10.5 x 40	5800	- ¹
1121XX	12 x 55	5800	6200
1151XX	12 x 75	5800	5800
1161XX	12 x 75	5800	- ¹
1201XX	12.4 x 75	4800	5000
1251XX	13 x 100	4000	7500
1361XX	14 x 100	4000	5200
1601XX	16 x 100	3500	5000
1631XX	17 x 100	3000	3000
1641XX	16.8 x 100	5000	5000
1661XX	16 x 110	2500	3200
1861XX	17 x 120	2500	2800
1871XX	17 x 100	5200	6600
1881XX	17 x 120	2500	4500
1911XX	18 x 95	4000	5500
2011XX	24 x 90	1000	3500

¹ No fitting rotor inserts available.

POLYPROPYLENE TUBES

Art. no.	Dimensions \varnothing [mm] x height [mm]	max. RCF [g] swinging-bucket rotor	max. RCF [g] fixed-angle rotor
1022XX	8.5 x 44	5800	20000
1122XX	12 x 55	5800	30000
1152XX	12 x 75	5800	34000
1212XX	12.5 x 48	5800	34000
1222XX	12.5 x 48	5800	34000
1232XX	12.5 x 42	5800	26000
1242XX	12.5 x 86	5800	34000
1262XX	12.4 x 47	5800	26000
1272XX	12.4 x 83	5800	34000
1602XX	16 x 100	5800	33000
160297	16 x 100	3500	33000
1632XX	16 x 100	5000	26000
184261	17 x 77	4800	34000
187201	17 x 100	4800	34000
187261	18 x 95	4800	34000
1882XX	17 x 120	4000	15000
1912XX	18 x 95	4800	34000
2102XX	30 x 115	2800	9500
2272XX	30 x 115	3200	9500
227261	30 x 115	3200	17000
227270	30 x 115	3200	17000
227281/227285	30 x 115	3200	9500
227280/227283	30 x 115	3200	9000

The stated maximum RCF values are guidelines only, depending on a variety of factors such as rotor, temperature, density, pH and type of liquid. The suitability of tubes for a specific application using high centrifugation forces has to be tested.

POLYETHYLENE TUBES

Art. no.	Dimensions \varnothing [mm]xheight [mm]	max. RCF [g] swinging-bucket rotor	max. RCF [g] fixed-angle rotor
1123XX	12x55	4200	22000
1153XX	12x75	4200	20000
1603XX	16x100	3500	30000
1873XX	17x100	5800	20000

MULTIWELL PLATES

Art. no.	Multiwell Plate	max. RCF [g] swinging-bucket rotor
657160	6 well, PS, clear	4800
665102	12 well, PS, clear	4800
662160	24 well, PS, clear	4800
677180	48 well, PS, clear	4800

MICROPLATES

Art. no.	Microplate	max. RCF [g] swinging-bucket rotor
650101	96 well, PS, U-bottom, clear	1000
651101	96 well, PS, V-bottom, clear	4800
655101	96 well, PS, F-bottom, clear	4800
650201	96 well, PP, U-bottom, natural	4800
651201	96 well, PP, V-bottom, natural	4800
655201	96 well, PP, F-bottom, natural	4800
655209	96 well, PP, U-bottom, black	4800
655074	96 well, PS, F-bottom, white	4800
655076	96 well, PS, F-bottom, black	4800
655094	96 well, PS, μ Clear [®] , white	4800
655096	96 well, PS, μ Clear [®] , black	4800
655801	96 well, PS, UV-Star [®]	4800
780201	96 well, PP, MASTERBLOCK [®] 1 ml	4800
780270	96 well, PP, MASTERBLOCK [®] 2 ml	4800
786201	96 well, PP, MASTERBLOCK [®] 0.5 ml	4800
781101	384 well, PS, clear	4800
781073	384 well, PS, white	4800
781077	384 well, PS, black	4800
781094	384 well, PS, μ Clear [®] , white	4000
781096	384 well, PS, μ Clear [®] , black	3000
781201	384 well, PP, F-bottom, natural	4800
781280	384 well, PP, V-bottom, natural	4800
781270	384 well, PP, V-bottom, Deep Well, natural	4800
781801	384 well, PS, UV-Star [®]	4800

The stated maximum RCF values in these tables are guidelines only, depending on a variety of factors such as rotor, temperature, density, pH and type of liquid. The suitability of tubes and plates for a specific application using high centrifugation forces has to be tested.

Technical appendix is subject to error and technical modifications.

MICROPLATES

Art. no.	Microplate	max. RCF [g] swinging-bucket rotor
784101	384 well, PS, Small Volume, clear	800
784075	384 well, PS, Small Volume, white	800
784076	384 well, PS, Small Volume, black	800
784201	384 well, PP, Small Volume, natural	4800
782101	1536 well, PS, HiBase, clear	1800
782074	1536 well, PS, HiBase, white	1500
782077	1536 well, PS, HiBase, black	1500
782094	1536 well, PS, μ Clear [®] , HiBase, white	1000
782096	1536 well, PS, μ Clear [®] , HiBase, black	1500
782270	1536 well, PP, V-bottom, Deep Well, natural	4800
783101	1536 well, PS, LoBase, clear	4800
783075	1536 well, PS, LoBase, white	4800
783076	1536 well, PS, LoBase, black	4800
783094	1536 well, PS, μ Clear [®] , LoBase, white	4800
783096	1536 well, PS, μ Clear [®] , LoBase, black	4800

PCR PLATES

Art. no.	PCR Plate	max. RCF [g] swinging-bucket rotor
652270	96 well, PP, natural, full-skirt	4800
652290	96 well, PP, natural, half-skirt, suitable for ABI	4800
785201	384 well, PP, natural, full-skirt	4800
785290	384 well, PP, natural, full-skirt, suitable for ABI	4800

For centrifugation the plates were filled with water as follows: 96 well = 300 μ l | 384 well = 50 μ l | 1536 well = 5 μ l

The stated maximum RCF values in these tables are guidelines only, depending on a variety of factors such as rotor, temperature, density, pH and type of liquid. The suitability of tubes and plates for a specific application using high centrifugation forces has to be tested.

LABORATORY INFORMATION FOR CRYO.S SAMPLE STORAGE

FREEZING PROTOCOL

1

Wash the cells with warm PBS solution, aspirate the solution and cover the cells with a solution containing trypsin and EDTA (a thin liquid film is enough; the concentration should be evaluated for each cell line).

2

Incubate the cells for max. 3–5 min at 37°C.

3

Once the cells detach from the bottom, stop incubation by adding cell culture medium supplemented with serum and slightly suspend cells using a pipette.

4

Spin down the suspension (500xg, 5 min) and re-suspend the pellet with medium containing serum.

5

Determine the cell number (using a Neubauer chamber).

6

Spin down the cells for 5 min at 500xg and discard the supernatant. Resuspend the pellet with an adequate volume of cell culture medium containing serum.

7

Mix the cell suspension 1:1 with freezing medium (60 % medium, 20 % FCS, 20 % DMSO) and transfer it in Cryo.s. For freezing in Cryo.s, the concentration of cells should be 1–5x10⁶ cells/ml.

8

Cryo.s containing cells should be frozen at a cooling rate of -1K/min. This can be achieved by placing them into an isopropanol-filled chamber at -70°C. If other types of samples are contained, Cryo.s may be frozen directly at -20°C, -70°C or in the gas phase of liquid nitrogen. In order to assure even freezing of the sample, 4 and 5 ml Cryo.s should be frozen at -20°C overnight before transferring them to -70°C or to the gas phase of liquid nitrogen.

9

Then transfer the Cryo.s into the nitrogen tank. To avoid contamination (e.g. mycoplasma) and due to safety precautions Cryo.s must only be stored in the **gas phase** above and not in the liquid nitrogen.

THAWING PROTOCOL

1

Immediately after removing them out of the nitrogen tank the frozen cells are thawed in about 1-2 min brandishing the Cryo.s in a water bath at 37°C. The thawing process should be performed as fast as possible.

2

Transfer the thawed cell suspension into a 15ml tube and mix it immediately with copious amounts of cell culture medium containing serum.

3

After spinning down the cells (500xg, 5min) discard the supernatant and resuspend the pellet in an appropriate cell culture medium supplemented with serum and transfer it into one or more cell culture flasks.

4

Follow the recommended cell concentration for seeding.

5

During the next 12 hours cells should rest.

6

A change of medium is recommended after 24 resp. 48 hours.

SAFETY ADVISORY FOR WORKING WITH CRYO.S

Cryo.s, tubes are intended for sample storage exclusively in the gas phase over liquid nitrogen or in freezers! If Cryo.s are stored in the liquid phase, nitrogen can seep into the tubes. Then upon thawing the vaporising nitrogen can generate high pressure, ultimately resulting in an explosion, as well as the release of any infectious material.

Always take appropriate personal safety measures when working with Cryo.s, including wearing safety clothing, using goggles

and working at a safety laboratory bench. When undertaking cryogenic preservation, Cryo.s must be evenly exposed to freezing temperatures. Uneven temperature exposures can cause formation of ice plugs (i.e. at tube top) that inhibit the expansion of freezing liquid (i.e. at tube bottom), resulting in dangerous high pressure and subsequent harm or damage of tubes.

Never exceed maximum working volumes as specified.

LABORATORY INFORMATION FOR IMMUNOLOGY

VOLUME-DEPENDENT WETTING OF IMMUNOLOGICAL PRODUCTS

Liquid volume [μl]	Covered area [mm ²]	Liquid height [mm]	Area / volume ratio [cm ² / cm ³]
96 Well ELISA Microplate, U-Bottom			
25	34	1.7	13.6
50	52	2.6	10.4
75	68	3.4	9.1
100	84.6	4.2	8.5
125	99	4.9	7.9
150	115.5	5.7	7.7
175	130	6.4	7.4
200	145	7.1	7.3
225	160	7.8	7.1
250	174.7	8.5	7.0
275	190	9.2	6.9
300	205	9.9	6.8
96 Well ELISA Microplate, V-Bottom			
25	35	2.3	14.0
50	54.6	3.4	10.9
75	72.4	4.4	9.7
100	88.6	5.3	8.9
125	105	6.2	8.4
150	123.8	7.2	8.3
175	140.8	8.1	8.0
200	156	8.9	7.8
96 Well ELISA Microplate, F-Bottom / Standard			
25	47	0.8	18.8
50	62	1.55	12.4
75	77.5	2.3	10.3
100	92	3.0	9.2
125	108	3.8	8.6
150	123	4.5	8.2
175	137.6	5.2	7.9
200	152.3	5.9	7.6
225	168	6.65	7.5
250	183	7.35	7.3
275	197	8.0	7.2
300	212	8.7	7.1
96 Well ELISA Microplate, F-Bottom / Chimney Well			
25	47	0.7	18.8
50	64	1.5	12.8
75	78.5	2.2	10.5
100	93	2.9	9.3
125	108	3.6	8.6
150	122.6	4.3	8.2
175	137.5	5.0	7.9
200	152	5.7	7.6
225	167	6.4	7.4
250	182	7.1	7.3
275	197	7.8	7.2
300	212	8.4	7.1

Liquid volume [μl]	Covered area [mm ²]	Liquid height [mm]	Area / volume ratio [cm ² / cm ³]
96 Well ELISA Microplate, F-Bottom, Half Area			
25	38	1.65	15.2
50	60	3.2	12.0
75	81.5	4.7	10.9
100	103.6	6.2	10.4
125	124.5	7.6	10.0
150	144	8.9	9.6
175	165.8	10.3	9.5
200	181.7	11.5	9.1
C8 Strip Plate			
25	39	1.0	15.6
50	56	1.9	11.2
75	73	2.8	9.7
100	88.6	3.6	8.9
125	104.3	4.4	8.3
150	120	5.2	8.0
175	136.5	6.0	7.8
200	150.8	6.7	7.5
225	165.4	7.4	7.4
250	181	8.15	7.2
275	196	8.85	7.1
300	211	9.55	7.0
F8 Strip Plate			
25	50.4	0.8	20.2
50	64	1.45	12.8
75	79.7	2.2	10.6
100	93.5	2.85	9.4
125	108.3	3.55	8.7
150	123	4.25	8.2
175	138	4.95	7.9
200	153	5.65	7.7
225	167	6.3	7.4
250	182	7.0	7.3
275	196	7.65	7.1
300	211.5	8.35	7.1
U8 Strip Plate			
25	34	1.7	13.6
50	52	2.6	10.4
75	68	3.4	9.1
100	84	4.2	8.4
125	99.6	4.95	8.0
150	115	5.75	7.7
175	129.6	6.45	7.4
200	144	7.15	7.2
225	159	7.85	7.1
250	174	8.55	7.0
275	189	9.25	6.9
300	204	9.95	6.8

Technical appendix is subject to error and technical modifications.

Liquid volume [μl]	Covered area [mm ²]	Liquid height [mm]	Area / volume ratio [cm ² / cm ³]
U16 Strip Plate			
25	35	1.75	14.0
50	52	2.6	10.4
75	68	3.4	9.1
100	84	4.2	8.4
125	98.6	4.9	7.9
150	115	5.7	7.7
175	129.6	6.4	7.4
200	144	7.1	7.2
225	159	7.8	7.1
250	174	8.5	7.0
275	189	9.2	6.9
300	204	9.9	6.8

Liquid volume [μl]	Covered area [mm ²]	Liquid height [mm]	Area / volume ratio [cm ² / cm ³]
F16 Strip Plate			
25	49	0.8	19.6
50	63	1.5	12.6
75	79.8	2.3	10.6
100	94.3	3.0	9.4
125	108	3.7	8.6
150	123.5	4.4	8.2
175	138	5.1	7.9
200	153	5.8	7.7
225	168	6.5	7.5
250	183	7.2	7.3
275	198	7.9	7.2
300	213	8.6	7.1
384 Well Microplate, F-Bottom			
25	39.07	2.50	15.6
50	66.60	4.8	13.3
75	94.03	7.00	12.5
100	119.63	9.05	12.0
125	145.6	11.05	11.6
132	152.6	11.50	11.6

Abbreviations

ANSI	American National Standards Institute	PLL	Poly-L-Lysine
COC	Cycloolefin co-polymer	PP	Polypropylene
COP	Cycloolefin polymer	PS	Polystyrene
CV	Coefficient of Variation	PTFE	Polytetrafluoroethylene
DMSO	Dimethyl Sulphoxide	RNA	Ribonucleic Acid
DNA	Deoxyribonucleic Acid	RNase	Ribonuclease
DNase	Deoxyribonuclease	rRNA	Ribosomal RNA
ECM	Extracellular Matrix	RT	Room Temperature
EL-Rack	EasyLoad® Rack	SBS	Society for Biomolecular Sciences
ELISA	Enzyme Linked Immuno Sorbent Assay	SPA	Scintillation Proximity Assays
EVA	Ethyl Vinyl Acetate	ST-Rack	Standard Rack
FDA	Food and Drug Administration	TC	Tissue Culture
FIA	Fluorescence Immuno Assay	USP	United States Pharmacopoeia
F-Rack	Filter Tip Rack	UV Spectrum	Ultraviolet Spectrum
HDPE	High Density Polyethylene	VIS Spectrum	Visible Spectrum
HLA	Human Leucocyte Antigen		
HTS	High-Throughput Screening	Units	
IgG	Immunoglobulin G	°C	Degree Centigrade
ID-Card	Identity Card	Da	Dalton, the unit of molecular mass
LAL	Limulus Amoebocyte Lysate	g	Gram or Gravitational
LIA	Luminescence Immuno Assay		Acceleration (about 9.81 m/s ²)
med.	Medium	Gy	Gray, Radiation Unit
NMWC0	Nominal Molecular Weight Cut-Offs	h	Hour
PC	Polycarbonate	l	Liter
PCR	Polymerase Chain Reaction	M	Molarity, moles of solute
PDL	Poly-D-Lysine		per litre of solution
PET	Polyethylene Terephthalate	m	Meter
PETG	Polyethylene Terephthalate Copolymer	min	Minute
pH	pH Value	Mol	Absolute Amount of Substance
PLA	Polylactate	s	Second

GLOSSARY

Advanced TC is a polymer modification increasing the cellular primary and long-term adhesion of Greiner Bio-One cell culture vessels. Based on the innovative technique the surface of the cell culture vessels is modified to positively influence cellular features and functions. Enhanced cellular adhesion and higher proliferation rates improve cell expansion and cultivation of sensitive cells or cells under restricted growth conditions.

Biobanking Tubes are 300µl, 600µl and 1000µl Cryo.s tubes for the efficient storage of biological samples in large-scale biorepositories. The design of tubes and racks allows for a very space-efficient storage with up to 30 % better utilisation of storage space in freezers or liquid nitrogen tanks. In addition, they are optimised for sample storage at extremely low temperatures over long periods of time.

Bioburden is used to describe the colonisation of viable microorganisms on a material or product and is the basis for determining the necessary radiation dose for sterilisation.

C-bottom stands for the well profile of a flat well bottom with rounded corners.

CELLCOAT® is the Greiner Bio-One brand name for all protein-coated cell culture vessels for adherent cell culture.

CELLMASTER is a quality term that refers to all roller bottles.

CELLreactor is a 15ml/50ml polypropylene tube with filter screw cap for the cultivation of suspension and spheroid cells, expansion of aerobic bacteria, yeast or other microorganisms as well as storage of components and liquids requiring gas exchange.

Cell-repellent surface reliably prevents cell attachment in suspension cultures of semi-adherent and adherent cell lines where standard hydrophobic surfaces generally used for suspension culture are insufficient.

CELLSTAR® is a Greiner Bio-One brand name and includes culture vessels with physically modified surfaces for adherent or suspension cell cultures.

CELLview is a quality term for cell culture products with glass bottom for high-resolution microscopic applications.

Datamatrix Code is a 2D barcode which can also be used for tracking biological and medical reagents and samples. Its small footprint provides nearly infinite scalability and large data capacity. Datamatrix codes can be scanned independent of their orientation and are very accurate due to the Reed-Solomon error correction method.

Deep Well microplates have conical bottom wells and are ideally suited for the storage of non-human samples.

EASYstrainer are cell strainers for the fast and safe filtration of cell suspensions such as those from tissue

dissociation or for flow cytometry.

F-bottom stands for a flat bottom well profile.

F-bottom/chimney well stands for the well profile of a flat well bottom in a chimney-like arrangement. In other words, each well stands on its own. The risk of contamination from sample material being carried over is minimised.

FLUOTRAC is a quality term for immunological products, referring to black microplates (fluorescence measurement).

FourWell Plate is a subdivided plate for microscopic applications facilitating the cultivation of cells and the storage of microscopic slides in an HTS-compatible plate complying with ANSI standards.

Hanging Drop is a technique for protein crystallisation based on > vapour diffusion, where droplets literally hang from the top of an upper substrate.

HiBase is a special plate profile of 384 well > Small Volume and 1536 well microplates. In contrast to the > LoBase profile, the HiBase profile is particularly well suited for top-reading systems, since the measuring optic has a minimal separation from the upper edge of the well in this plate profile.

High binding microplates (= MICROLON 600, FLUOTRAC 600 and LUMITRAC 600) are immunological microplates with a high-binding polystyrene surface. Hydrophilic groups are introduced to the polystyrene surface by physical treatment. The high binding surface contains more hydrophilic groups than the less hydrophilic > medium binding surface.

LoBase is a special plate profile in 1536 well microplates. In contrast to the > HiBase profile, the LoBase profile is particularly well suited for bottom-reading systems, since the measuring optic has a minimal separation from the well bottom in this plate profile.

LUMITRAC is a quality term for immunological products, referring to white microplates (luminescence measurement).

MASTERBLOCK® is a brand name that stands for polypropylene microplates that are suitable for the storage of non-human sample material. They are also ideally suited for cultivating bacteria or yeast.

Med. binding (medium binding) microplates (= MICROLON 200, FLUOTRAC 200 and LUMITRAC 200) are immunological microplates with a less hydrophobic surface than > high binding microplates.

Microbatch under oil is a method for protein crystallisation where the droplet is covered with oil. The oil generally used is paraffin wax and/or silicone oil. Paraffin wax allows little to no diffusion of water out of the droplet. Hence, all the reagents involved in the crystallisation process, as well as the protein, are present at defined concentrations, and no significant increase of concentration occurs

within the crystallisation droplet. When paraffin wax is mixed with silicone oil, it is possible for water to diffuse out of the droplet through the oil and both protein and reagent concentrations increase within the droplet.

µClear® (Micro-Clear) microplates, in contrast to standard microplates with a solid bottom, have a very thin foil bottom. µClear® microplates are ideal for cell-based test systems, microscopic analyses, as well as for bottom-reading systems.

MICROLON is a quality term for immunological products, referring to clear microplates (transmission measurement).

Non-binding microplates are characterised by low protein, DNA, RNA and peptide binding properties.

OneWell Plate is a non-divided HTS plate for tissue culture applications complying with the ANSI standards. The plate is also available in a non-TC-treated version for bacteriology.

Sapphire is a quality term for pipette and filter tips. The product family comprises standard pipette tips, standard filter tips as well as a low-retention version of both. All tips are transparent, graduated and allow precise pipetting with maximal recovery. They can be used with all common pipettes.

SCREENSTAR is a quality term for microplates manufactured out of high-quality cycloolefin with an ultra-clear film bottom for high-content and high-throughput screening.

Sitting Drop is a technique for protein crystallisation based on vapour diffusion, where droplets sit on the bottom of a substrate.

Small Volume is a well profile that was developed in 384 well format for reducing the sample volume.

In contrast to the 384 well standard microplate, the sample volume can be considerably reduced, while the detection limit remains the same or is even improved.

TC surface treatment stands for a special physical procedure with which the surfaces of CELLSTAR® products for adherent cell culture are treated. This treatment leads to the incorporation of polar groups, such as carboxy and hydroxy groups, into the plastic surface making it hydrophilic. This enables the adhesion of cells to the plastic surface.

U-bottom stands for well profile of wells with round bottom.

UV-Star® microplates are made of polyolefin and have a film bottom. In contrast to standard microplates with a solid bottom, they are characterised by an extended transparency range to as low as 200 nm.

Vapour diffusion is the most commonly used method for protein crystallisation. In this method a crystallisation droplet, formed by combining a protein solution with a reagent solution, is incubated together with a larger volume of the same reagent solution within a closed system. The reagent solution can contain a wide range of chemicals, e.g. buffers, salts or precipitating agents. Due to mixing the reagent and protein solutions, the concentration of reagents within the crystallisation droplet becomes lower than the concentration of the reagent solution itself. This causes water to evaporate out of the droplet until equilibrium is reached. During this process, the concentration of protein and chemicals in the crystallisation droplet is continuously rising, and, if optimal conditions have been chosen, protein crystals will begin to form. Vapour diffusion experiments are most often set up as hanging or sitting drop.

V-bottom stands for the well profile of wells with a conically tapered well bottom.

GLOSSARY OF SYMBOLS



Manufacturer



Keep dry



Use-by date



In vitro diagnostic medical device



Caution



This way up



Batch code



Do not re-use



Fragile, handle with care



Article number



Consult instructions for use



Temperature limit



Sterilised by irradiation



Do not use if package is damaged

NUMERIAL INDEX

102201.....	106	127279.....	123	307321.....	106	609101.....	191	650180.....	49
102261.....	106	127280.....	123	310321.....	106	609120.....	191	650185.....	52
102270.....	106	131202.....	130	318321.....	106	609130.....	191	650201.....	168
112101.....	105	131263.....	130	366380.....	198	609171.....	191	650209.....	169
112201.....	105	132202.....	131	366383.....	198	609180.....	191	650261.....	169
115001.....	210	132263.....	131	366384.....	198	609801.....	191	650901.....	181
115061.....	210	133202.....	132	366385.....	198	609820.....	191	650970.....	76
115070.....	210	133263.....	132	366386.....	198	609830.....	191	650979.....	76
115071.....	210	136101.....	105	373250.....	219	609871.....	191	651001.....	205
115101.....	105	160101.....	105	373270.....	219	612301.....	152	651061.....	205
115201.....	105	160201.....	105	373273.....	219	612361.....	152	651101.....	167
115261.....	111	163160.....	57	373274.....	219	612362.....	152	651160.....	49
115262.....	111	163177.....	110	373275.....	219	613101.....	200	651161.....	49
120160.....	57	163288.....	113	373276.....	219	614101.....	200	651180.....	167
120161.....	111	163289.....	113	373277.....	219	616201.....	197	651201.....	169
120180.....	111	163290.....	113	373281.....	219	616283.....	197	651209.....	169
120190.....	57	164160.....	57	381061.....	189	618201.....	197	651901.....	181
121261.....	121	164161.....	110	381070.....	189	622201.....	197	651970.....	76
121263.....	122	164180.....	110	381080.....	189	622261.....	197	652201.....	221
121263-128.....	127	169101.....	105	381081.....	189	623201.....	197	652210.....	221
121277.....	122	186171.....	111	385270.....	133	627102.....	157	652250.....	221
121278.....	122	187101.....	105	385273.....	133	627160.....	36	652260.....	221
121279.....	122	187201.....	105	385274.....	133	627170.....	36	652270.....	221
121280.....	122	187261.....	111	385275.....	133	627860.....	39, 93	652290.....	221
122261.....	122	187262.....	111	385276.....	133	627861.....	38, 93	653102.....	192
122263.....	122	188161.....	111	385277.....	133	627870.....	39, 93	653180.....	212
122263-2D3.....	127	188171.....	111	385278.....	133	627871.....	39, 93	653190.....	212
122263-2DG.....	126	188241.....	57, 110	385279.....	133	627960.....	37	654102.....	192
122263-TRI.....	122	188261.....	108	420161.....	158	627965.....	39, 93	654180.....	212
122277.....	122	188271.....	108	420180.....	158	627975.....	39, 93	655001.....	205
122278.....	122	188271-TRI.....	108	421084.....	158	627979.....	38, 75	655001.....	205
122279.....	122	188280.....	108	421161.....	158	628102.....	157	655073.....	49
122280.....	122	188281.....	108	421180.....	158	628160.....	36	655074.....	167
123261.....	121	188283.....	108	501870.....	191	628160-TRI.....	36	655075.....	167
123263.....	121	188285.....	108	503850.....	192	628910.....	38	655076.....	167
123263-2D3.....	127	191160.....	57	503870.....	192	628920.....	37	655077.....	167
123263-2DG.....	126	191161.....	111	541070.....	33	628930.....	37	655079.....	49
123263-TRI.....	121	191180.....	111	541080.....	33	628940.....	37	655080.....	205
123277.....	121	201150.....	115	542000.....	59	628950.....	37	655081.....	205
123278.....	121	201152.....	115	542040.....	59	628960.....	37	655083.....	49
123279.....	121	201170.....	115	542070.....	59	628979.....	38, 75	655086.....	49
123280.....	121	201172.....	115	542100.....	59	629102.....	157	655087.....	50
124261.....	123	205101.....	117	542120.....	59	629161.....	157	655088.....	50
124263.....	123	210261.....	109	542140.....	59	629180.....	157	655090.....	50
124263-128.....	127	210270.....	109	542170.....	59	632180.....	157	655094.....	167
124273.....	124	217101.....	117	543078.....	95	633180.....	157	655095.....	167
124274.....	124	219175.....	115	543079.....	95	635102.....	157	655096.....	167
124275.....	124	224170.....	115	543978.....	95	639102.....	157	655097.....	167
124276.....	124	225170.....	115	543979.....	95	639160.....	36	655098.....	50
126261.....	122	225180.....	115	604107.....	150	639160-TRI.....	36	655101.....	167
126263.....	122	227245.....	57, 110	604160.....	150	639960.....	37	655160.....	49
126263-2D1.....	127	227250.....	113	604160-TRI.....	151	643201.....	34	655161.....	167
126263-2DG.....	126	227255.....	113	604181.....	150	643401.....	34	655162.....	49
126263-TRI.....	122	227261.....	109	606107.....	150	644201.....	34	655180.....	49
126277.....	122	227261-TRI.....	109	606160.....	150	644401.....	34	655182.....	49
126278.....	122	227270.....	109	606160-TRI.....	151	646201.....	34	655185.....	52
126279.....	122	227280.....	109	606180.....	150	646401.....	34	655201.....	169
126280.....	122	227281.....	109	606190.....	151	649201.....	34	655209.....	169
127261.....	123	227283.....	109	607107.....	150	649401.....	34	655801.....	186
127263.....	123	227285.....	109	607160.....	150	650001.....	205	655830.....	78
127263-2D1.....	127	227288.....	113	607160-TRI.....	151	650061.....	205	655840.....	78
127263-2DG.....	126	227289.....	113	607180.....	150	650101.....	167	655841.....	78
127277.....	123	227290.....	113	607190.....	151	650160.....	49	655846.....	80
127278.....	123	303321.....	106	608281.....	218	650161.....	167	655849.....	80

655850.....78	658970.....30	67019039	678916.....66	705066.....208
655866.....99	658975.....30	671201..... 217	67892466	705070.....208
65589197	658980..... 32, 75	671221..... 218	678940.....66	705071.....208
655892.....101	658985..... 32, 75	671273..... 217	68004563	705073.....208
655900.....181	659180 212	671274..... 217	68004863	705074.....208
655901181	659190 212	671275..... 217	680058.....63	705075.....208
655903.....181	66016029	671276..... 217	68006063	705076.....208
655904.....181	660160-TRI29	671277..... 217	680065.....63	710107..... 150
655906.....181	66017529	671281..... 217	680068.....63	710160..... 150
655930.....51	660175-TRI.....29	673210..... 218	68016064	710160-TRI 151
655936.....51	660190 31	673271..... 218	68017064	710180..... 150
655940.....51	660190-TRI 31	673273..... 218	68018064	710183..... 151
655944.....51	660960.....30	673274..... 218	68107063	716201..... 197
655946.....51	660975.....30	673275..... 218	68107263	717201..... 197
655948.....51	660980..... 32, 75	673276..... 218	68107563	722201..... 197
655950.....51	660985..... 32, 75	673277..... 218	682201..... 217	724170..... 106
655956.....51	66116029	673281..... 218	682273..... 217	724401 116
655970.....76	66117529	673283..... 218	682274..... 217	724402..... 116
655976.....76	661190 31	675001205	682275..... 217	724461..... 116
655976-SIN.....76	661195 31	675061205	682276..... 217	725201 197
655980.....51	661195-TRI 31	675074 168	682277..... 217	725261..... 197
65598197	661910 31	675075 168	682281..... 217	729101..... 198
65598351	661920 31	675076 168	68261263	731101..... 159
655986.....51	661940 31	675077 168	68261563	731161..... 159
655990.....184	66195030	675083.....50	68262463	731165 159
655995.....184	661980 32, 75	675086.....50	68262563	731170 159
655997.....184	661985..... 32, 75	675090.....50	682660.....63	731171..... 159
656101.....54, 188	662102 41	675096 168	682670.....63	731175 159
656161.....54, 188	662145 191	675101 168	68267263	731180 159
65617054, 188	662150 191	675161 168	68267863	731181..... 159
65617154, 188	662160 41	67518050	683201 217	731185 159
65619055, 188	662610 46, 84	675801 186	683271 217	737255147
65619155, 188	662630 46, 84	676001 188	683273 217	737257147
657102158	662631 46, 84	676040 188	683274 217	737258147
65711047, 85	662638 46, 84	676050 188	683275 217	738250147
657160 41	662640 46, 84	676051 188	683276 217	738254147
657185 41	662641 46, 84	676070 188	683277 217	738255147
657610 45, 83	66282579	676090 188	684201 217	738258147
657630 45, 83	66283079	677102 41	685261 142	739250 143
657631 45, 83	66284079	677180 41	685280 142	739255 143
657638 45, 83	662892101	677970 43, 76	685290 142	739261..... 143
657640 45, 83	66293042	67798042	685295 142	739263..... 143
657641 45, 83	66294042	67810166	686271 144	739264..... 143
65782579	66295042	678101-CF168	686280 144	739265 143
65783079	66296042	678101-EXF67	686290 144	739280 143
65784079	662970 43, 76	67810466	686295 144	739282 143
657841 81	664102 157	678104-CF168	688102 158	739290 143
657843 81	66416036	678104-CF268	69016029	739291..... 143
657846 81	664160-TRI36	678104-EXF67	690160-TRI29	739296..... 143
657847 81	66491038	67810866	690170 29	740263 144
657850 81	66492037	678108-CF168	690175 29	740264 144
657852 81	66494037	678108-CF268	690175-TRI29	740265 144
657860 81	66495037	678108-EXF67	690190 31	740274 144
65793042	66496037	67811266	690190-TRI 31	740280 144
65794042	664970 38, 75	678112-CF168	690195 31	740290 144
65795042	665102 41	678112-CF268	690195-TRI 31	740291 144
65796042	66511047, 85	678112-EXF67	690910 31	740296 144
657970 43, 76	665180 41	67811666	690920 31	741000 143
65817029	665610 45, 83	678116-CF168	690940 31	741010 143
658170-TRI29	665630 46, 84	678116-CF268	69095030	741015 142
65817529	665631 46, 84	678116-EXF67	69096030	741020 142
658175-TRI29	665638 46, 84	67812466	69097530	741035 144
658190 31	665640 45, 83	678124-CF168	690980 32, 75	741040 144
658190-TRI 31	665641 45, 83	678124-CF268	690985 32, 75	741045 144
658195 31	66598042	678124-EXF67	69110155, 188	741050 144
658195-TRI 31	667201 197	67814066	69116155, 188	741061 143
658910 31	668102 198	678140-EXF67	700361 152	741065 143
658920 31	669285 221	67890466	700370 152	741070 143
658940 31	670102 158	67890866	705063208	745290 145
65895030	67018039	67891266	705065208	750254 148

750255.....	148	781830	79	789866	99	977568	131
754061	207	781840	78	792870-906 ...	179	977569	131
754070.....	207	781841	78	793855	179	977570	131
756070.....	207	781846.....	80	802202	124	977580.....	131
756071	207	781849.....	80	802203	124	977583.....	131
760107	150	781850	78	802204	124	977584.....	131
760160	150	781866.....	99	802206	124	977585.....	131
760160-TRI.....	151	781892.....	101	802225.....	124	977586.....	131
760180	150	781900	181	802501	124	977587	131
762070.....	207	781901.....	181	802506.....	128	977588.....	131
762071.....	207	781903	181	802576.....	128	977589.....	131
762074	207	781904	181	803202	128	978501	133
762075.....	207	781906	182	803270.....	128	978561.....	132
762076.....	207	781930	53	803277.....	128	978563.....	132
762077.....	207	781936.....	53	843070.....	225	978564.....	132
765280.....	142	781940.....	53	844070	226	978565.....	132
765290.....	142	781944	53	845070.....	226	978566.....	132
767070.....	207	781945.....	53	846070.....	225	978567.....	132
767071.....	207	781946.....	53	847070.....	152	978568.....	132
768160	150	781948.....	53	848070.....	227	978569.....	132
768160-TRI.....	151	781950.....	53	848902	227	978570.....	132
768180	150	781956.....	53	848913	227	978580.....	132
769190	212	781970.....	76	848915	227	978583.....	132
771250	147	781976.....	76	848916	227	978584.....	132
771255.....	147	781976-SIN	76	848921	227	978585.....	132
771280	142	781983.....	53	848923.....	227	978586.....	132
771281.....	142	781986.....	53	848950.....	227	978587.....	132
771287.....	142	781990.....	184	849050	134	978588.....	132
771289.....	142	781995.....	184	849070.....	134	978589.....	132
771290	142	781997.....	184	852070.....	134	89000002	139
771291.....	142	782061	174	878071	70	89000010.....	139
779160.....	32	782073.....	54	878072.....	69	89000020	139
779190.....	32	782074.....	174	878073.....	69	89000099	140
780201.....	176	782075.....	174	878074.....	69	89000100.....	139
780215	176	782076.....	174	878075.....	70	89000200	139
780261.....	176	782077.....	174	950700	33	89000500	139
780270.....	176	782078.....	54	951700	33	89000810.....	139
780271	176	782080.....	54	952700.....	33	89000820	139
780285.....	176	782086.....	54	960161.....	116	89001000.....	139
781061.....	171	782092.....	54	960177.....	117	89001210.....	140
781073.....	52	782093.....	54	968162.....	116	89001220.....	140
781074.....	171	782095.....	174	968177.....	116	89008200	140
781075.....	171	782096.....	174	975502.....	176	89008300	140
781076.....	171	782097.....	174	975561.....	176	89010000.....	139
781077.....	171	782101.....	174	975570.....	176	89012200	140
781079.....	52	782180.....	54	976501	133	89012300.....	140
781080	52	782261.....	177	976561.....	130	96077307.....	39
781086	52	782270.....	177	976563.....	130		
781090	53	782855.....	179	976564.....	130		
781091.....	53	782900.....	182	976565.....	130		
781092.....	53	782904.....	182	976566.....	130		
781093	52	782946.....	54	976567.....	130		
781095	171	783892.....	101	976568.....	130		
781096	171	784075.....	172	976569.....	130		
781097.....	171	784075-25	172	976570	130		
781098	52	784076.....	172	976580.....	130		
781101.....	171	784076-25	172	976583.....	130		
781162	171	784080.....	53	976584.....	130		
781165	52	784086.....	53	976585.....	130		
781182	52	784101	172	976586.....	130		
781185	171	784201	172	976587.....	130		
781186	171	784900.....	182	976588.....	130		
781201.....	172	784904.....	182	976589.....	130		
781201-906 ...	172, 179	784946.....	53	977501	133		
781209	172	785201	221	977561.....	131		
781270.....	177	785285.....	221	977563.....	131		
781271	177	785290.....	221	977564.....	131		
781280	172	786201	176	977565.....	131		
781801.....	186	786261.....	176	977566.....	131		
		787979	76	977567.....	131		

GLOSSARY

1536 Well Microplates	174
384 Well Microplates.....	171,172
3D Cell Culture	75,78,79,80,81
48-way Datamatrix Cryo Rack	128
8-Channel Handheld Decapper.....	134
81-way Datamatrix Cryo Rack	128
96 Well ELISA Microplates	205
96 Well ELISA Strip Plates	207,208
96 Well Microplates.....	167,168
96-way Datamatrix Cryo Rack	133
Advanced TC.....	42
Analyser Cups.....	198
AutoFlask - Cell Culture Flask.....	32
Biobanking Tubes	130,131,132,133
CELLCOAT®	42
CELLdisc	66,67,68
CELLlevator.....	70
CELLhandle	69
CELLreactor	57,110
CELLring	70
CELLstage.....	69
CELLview Dish.....	38,39,93
CELLview Plate.....	97
CELLview Slide.....	95
Cell Culture	22,24,25,26,27,164
Cell Culture Dishes	36
Cell Culture Dishes - Advanced TC.....	37
Cell Culture Dishes - CELLCOAT®	37
Cell Culture Dishes - Cell-Repellent Surface	38,75
Cell Culture Flasks.....	28,29,32,75
Cell Culture Flasks - Advanced TC	30
Cell Culture Flasks - CELLCOAT®.....	30
Cell Culture Inserts.....	45,46,47
Cell Culture Microplates	52,53,54,76
Cell Culture Roller Bottles	64
Cell Culture Tubes.....	57
Cell Scraper.....	33
Cell Strainer.....	59
Cell-Repellent Surface	32,43,75,76
Centrifuge Tube.....	108,109
Containers for Plant Cultures	116
Cryo Storage Box.....	124
Cryo Tubes.....	121,122,123,124
Cryo.s	121,122,123,124
Cryo.s Biobanking Tubes	133
Cryo.s with Barcode	126,127
Drosophila Containers.....	117
EASYstrainer Cell Strainers.....	59
ELISA Strip Plates	207,208
Filter Tips	147,148
FourWell Plate	39
HTS-Microplates	167,168,171,172,174
Immuno Tubes	210
Inserts for Mini Block Heater	227
Leucosep.....	113
Macro Pipette Tip	145
Magnetic 3D Cell Culture.....	78,79,80,81
Mass Cell Culture	63
MaxiPette	152
Media Bottles.....	33
Microplate Centrifuge	225
Microplates.....	167,168,171,172,174
Mini Vortex Mixer	226
Multi-Channel Pipettes.....	139
Multipurpose Containers / Beakers	115,116
Multiwell Plates.....	41,42,43,76
OncoQuick®.....	113
OneWell Plate	39
Pasteur / Serum Pipettes	152
Pipette Carrousel	140
Pipette Tips	142,143,144,147,148
Polypropylene Tubes	105,106,108,109
Polystyrene Tubes	105,110,111
Polystyrene drosophila containers	117
Products for Microscopy	93,95,97,99,101
Rack Scanner	134
Reaction Tubes.....	197
Roller Bottles.....	63,64
SCREENSTAR Microplates.....	99
Sapphire Pipette Tips.....	147,148
Screw Caps.....	133,198
Semi-micro / Macro Cuvette.....	200
SensoPlate	101
Serological Pipettes.....	150,151
Single-Channel Pipettes	139
Support Rack.....	124
Suspension Culture Flasks	31
Terasaki Plates	212
ThinCert® Cell Culture Inserts	45,46
ThinCert® Plate.....	47
Transfer Pipettes.....	152
Tube.....	57,110,111
Tubes / Multipurpose Beakers	115,116
Tubes with closures.....	110,111
Vortex Mixer.....	226
grip stopper	106

making a difference

www.gbo.com

GREINER BIO-ONE GMBH
FRICKENHAUSEN, GERMANY

PHONE +49 7022 948-0
FAX +49 7022 948-514
E-MAIL info@de.gbo.com



GREINER BIO-ONE IS A GLOBAL PLAYER.
FIND THE CONTACT DETAILS OF YOUR
LOCAL PARTNER ON OUR WEBSITE.



Devices of Greiner Bio-One are to be used by properly qualified persons only in accordance with the relevant Instructions for Use (IFU), where applicable.
For more information contact your local Greiner Bio-One sales representative or visit our website (www.gbo.com).

All information is provided without guarantee despite careful processing. Any liability, warranty or guarantee of Greiner Bio-One GmbH is excluded. All rights, errors and changes are reserved. If not stated otherwise, Greiner Bio-One GmbH has all copyrights and/or other (user-) rights in this documents, in particular to signs such as the mentioned (word-picture-) brands and logos. Any use, duplication or any other use of the rights of Greiner Bio-One GmbH is expressly prohibited.
Media owner: Greiner Bio-One GmbH / Represented by Managing Directors Jakob Breuer and Heinz Schmid. The company is registered in the Commercial Register at the first instance court in Stuttgart, HRB 224604 / VAT Number: DE812585719.

F071075 EN [01/2021]


greiner
BIO-ONE